

Serving the CoCo Community for

The RAINBOW

11 YEARS

THE COLOR COMPUTER MONTHLY MAGAZINE

July 1992 Vol. XI No. 12

Canada \$4.95 U.S. \$3.95



See Page 14

Feature Program

CoCo 3 Directory Assistance

Have you ever found yourself wading through a stack of full (of course) disks looking for a specific file? (More than once?) It's kind of like trying to find the proverbial needle, isn't it? *Directory Master* is a CoCo 3 program designed to help you out of such haystacks with a minimum of effort. *Directory Master*, which requires a monochrome or RGB monitor, displays up to 68 filenames (the per-disk maximum supported by Disk BASIC) on-screen at one time. And it does a lot more.

To get *Directory Master* running on your CoCo 3, enter both listings presented here and save them to disk. The program shown in Listing 1 is the main program. Before you run it, however, you must run the program shown in Listing 2 to create the screen font *Directory Master* uses for the Hi-Res screen. When you run the program in Listing 2, the new screen font is automatically saved to the disk in Drive 0 — make sure you have at least one free granule on the disk. The font is saved with the name STRDMOD3.BIN.

To start *Directory Master*, simply enter `RUN "DMASTER"`. After the program has loaded, it loads STRDMOD3.BIN from the disk in Drive 0, then displays the directory for that disk.

The *Directory Master* directory listing is split into four columns. At the top of the screen you'll see the current name for the disk, the currently selected drive, the total number of files on the disk, and the number of free granules remaining. At the bottom of the screen are the 10 command options available to you while running the program. To invoke an option, simply press the single letter associated with it.


Before I describe these options, let me explain how to select files. When you choose an option that requires you to select a file, the program highlights the first filename in the directory listing. Use the space bar to move this highlight bar down the listing and press ENTER to select the highlighted file. When the bar reaches the end of the listing, it reappears at the top. *Directory Master's* options are as follows:

R (Execute) — loads from disk and executes the selected BASIC or machine-language program.

L (Load) — loads the selected BASIC program from disk without running it.

N (Filename) — renames the selected file. The new filename and extension are handled separately — enter up to eight characters for the filename.

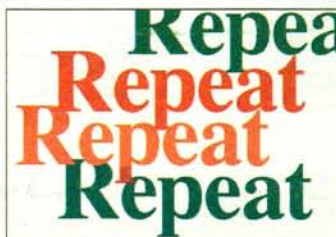
See Directory on Page 20



Feature Program

OS-9 Repeats Itself

A root reason for using computers is to make the tasks we must perform much easier to accomplish, and this assistance occurs on many levels. For instance, most users of the OS-9 operating system know about the special repeat "key," CTRL-A. You can type a command line, and if you



press CTRL-A right after pressing ENTER, you can recall it ad infinitum. This is great for correcting typing errors and makes entering repetitive commands easier. Still, it can be quite cumbersome for many computer chores. This is why I wrote *Rep*.

Rep permits repeated execution of OS-9 commands, taking the commands' parameters from the standard input path (via the keyboard), a pipeline or redirection from a text file. To use *Rep*, simply type `rep` followed by the name of the command you want repeated. In place of the parameter for the command, substitute a dollar sign (\$). Let's look at an example.

Suppose you want the header information for a number of binary files that are located in your execution directory. You could enter `!ident -x filename` to get the information about the first file. (-x is OS-9's built-in option for specifying the current execution directory.) Then you might use CTRL-A, backspace over the first filename, type the second one, and press ENTER. Do this for a dozen files and it gets a little old. *Rep* allows you to enter

```
rep ident -x $
```

Upon receiving this command line, OS-9 executes `rep`, which links to the `!ident` command if it's present in memory. (If `!ident` is not in memory, the system loads it from the execution directory.) `rep` then waits for you to type a filename and press ENTER. When you do this, `rep` executes `!ident`, replacing the \$ with the filename you entered. After `!ident` displays the module's data, `rep` waits for another entry. Simply continue entering filenames until you have all the information you need. When you are finished, press ENTER — `rep` unlinks `!ident` and terminates.

Rep's operation with an OS-9 command can be made more automatic by passing parameters for the command from a pipeline or by redirection from a text file. For example, I use a directory utility called `d` that lists the files in a directory one filename per line rather than spreading them across the screen. If I want to copy all the files in the current data directory to my ARCHIVE directory, I use *Rep* as follows:

```
d ! rep copy $ /d1/archive/$
```

`d` supplies `rep` with all the filenames in the directory, one at a time. `rep` executes `copy` for each filename, replacing each \$ with the filename, and copying all the files to the /D1/ARCHIVE directory. `rep` automatically terminates after the last file in the directory.

The earliest version of *Rep*, which ap-

See Repeats on Page 12

In this issue:

| | |
|------------------------|----|
| Back Issue Information | 18 |
| Base Conversions | 4 |
| by George Quellhorst | |
| CoCo Consultations | 18 |
| by Marty Goodman | |
| Corrections | 9 |
| Delphi Bureau | 8 |
| by Eddie Kuns | |
| Directory Assistance | 1 |
| by Dwight Stegall | |
| Electronic Inventory | 14 |
| by Daniel Doner | |
| Find the Intersection | 6 |
| by Joseph Pendell | |
| Index to the Past Year | 25 |
| by Julie Hutchinson | |
| Letters to Rainbow | 2 |

| | |
|---------------------------|----|
| Number Cruncher | 24 |
| by Joseph Pendell | |
| One-Drive Backup for 128K | 10 |
| by Joel M. Hegberg | |
| OS-9 Hotline | 17 |
| OS-9 Repeats Itself | 1 |
| by Stephen Goldberg | |
| Print#-2 | 2 |
| by Lonnie Falk | |
| Received and Certified | 24 |
| Skip a Line With BASIC09 | 22 |
| by John Musumeci | |
| What's in Disk File | 4 |
| by Geoff Friesen | |
| Product Reviews: | |
| 4-D Checkers | 7 |
| from N*Johnson Software | |
| War Monger | 10 |
| from Sundog Systems | |

THE RAINBOW

Editor and Publisher

Lawrence C. Falk

Managing Editor

Cray Augsburg

Associate Editor

Sue Fomby

Submissions/Reviews Editor

Tony Olive

Technical Editor

Greg Law

Technical Assistants

Ed Eilers,
Gregory Shultz

Editorial Assistant

Julie Hutchinson

Contributing Editors

Tony DiStefano,
Martin Goodman, M.D., Eddie Kuns

Art Director

Heidi Nelson

Designers

Sharon Adams, Teri Kays,

Consulting Editors

Judi Hutchinson,
Laurie D. Falk

Typesetter

Debbie Diamond

Falsoft, Inc.

President

Lawrence C. Falk

General Manager

Peggy Lowry Daniels

Asst. General Mgr. for Finance

Donna Shuck

Admin. Asst. to the Publisher

Kim Thompson

Editorial Director

John Crowley

Director of Creative Services

O'Neil Arnold

Chief Bookkeeper

Diane Moore

Dealer Accounts

Toni George

Asst. Gen. Manager For Administration

Tim Whelan

Corporate Business Technical Director

Calvin Shields

Customer Service Manager

Beverly Bearden

Customer Service Representative

Patricia Eaton

Chief of Printing Services

Melba Smith

Business Assistant

Wendy Falk Barsky

Chief of Building Security and Maintenance

Lawrence Johnson

Asst. General Manager for Advertising,

Development and Production

Ira Barsky

Advertising Representatives

Belinda Kirby,
Kim Lewis

Advertising Assistant

Carolyn Fenwick


(502)228-4492

For RAINBOW Advertising and

Marketing Office Information,

see Page 31.

THE RAINBOW is published every month of the year by FALSOFT, Inc., The Falsoft Building, 9509 U.S. Highway 42, P.O. Box 385, Prospect, KY 40059, phone (502) 228-4492. THE RAINBOW, RAINBOWest and THE RAINBOW and RAINBOWest logos are registered trademarks of FALSOFT, Inc. • Second class postage paid Prospect, KY and additional offices. USPS N. 705-050 (ISSN No. 0746-4797). POSTMASTER: Send address changes to THE RAINBOW, P.O. Box 385, Prospect, KY 40059. Authorized as second class postage paid from Hamilton, Ontario by Canada Post, Ottawa, Ontario, Canada. • Entire contents copyright © by FALSOFT, Inc., 1992. THE RAINBOW is intended for the private use and pleasure of its subscribers and purchasers and reproduction by any means is prohibited. Use of information herein is for the single and use of purchasers and any other use is expressly prohibited. All programs herein are distributed in an "as is" basis, without warranty of any kind whatsoever. • Tandy, Color BASIC, Extended Color BASIC and Program Pak are registered trademarks of the Tandy Corp. • Subscriptions to THE RAINBOW are \$31 per year in the United States. Canadian rates are U.S. \$36. Surface mail to other countries is U.S. \$65, air mail U.S. \$103. All subscriptions begin with next available issue. • Limited back issues are available. Please see notice for issues that are in print and their costs. Payment accepted by VISA, MasterCard, American Express, cash, check or money order in U.S. currency only. Full refund after mailing of one issue. A refund of 10/12th the subscription amount after two issues are mailed. No refund after mailing of three or more magazines.



Happy Birthday, RAINBOW!

Well, we've come a long way together, my friends. This issue of THE RAINBOW marks the beginning of our twelfth year of service to the CoCo Community. And, we expect to be around for quite a bit longer.

As I told you in this space recently, we have — overall — received an extremely positive reaction to our new format. Yes, we have had some complaints from a number of readers, and even a few letters cancelling subscriptions. But the overwhelming reaction from advertisers and readers has been very positive.

What is more important is what many of you who haven't written or called directly are saying; you have been "voting" by sending in renewal subscriptions orders. Interestingly, since we changed our format, the renewals to THE RAINBOW have been higher on a percentage basis than they have been in the last year and a half. This is good news for us and for all of you as well.

What has been the biggest complaint we have received? That it is difficult to get the new format into the binders we sell! I believe this means most of you still (and you should!) consider THE RAINBOW as an outstanding source of information about your Color Computer.

(By the way, we are looking into the binder problem. But Ray Meers, one of our readers from California, wrote the other day to tell us he merely folds the new publication over one of the wires in the binder and it works quite nicely. "Something like the way they display newspapers in libraries," he says. We tried it and it works. It must, because Ray ordered some additional binders with his "tip.")

We keep getting new subscribers, too. Not only is this good news for the health of THE RAINBOW, but it is interesting what these new readers are saying. John Walker of Wisconsin wrote us to say that he has finally given up on his Apple II "and was lucky enough to be able to buy a CoCo from a friend who had two systems. One look at THE RAINBOW was enough; I wouldn't be without it."

John ordered all the back issues we had, too. Which, incidentally, brings me to a gentle reminder: some of our back issue supplies are running a bit low. We considered selling every one of them in a set as a sort of "CoCo Encyclopedia," but decided not to do that at this time because many of you have a bunch of them and we thought it might be more difficult to do it that way than not. If you are interested in back issues, now is a good time to order them.

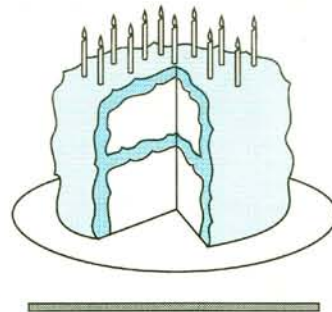
It is probably fair to say that the CoCo has won a whole lot of converts in the past year. This is something fairly amazing for a system which has not been manufactured in several years. But when you look at it, the Color Computer has as much power as any of us will likely need in the foreseeable future. I wrote about this a few months ago, so I will not belabor the point — my mail seems to agree with me, anyway. Although, I think it only fair to report that it seems I have stirred up something of a hornet's nest — obviously some members of the CoCo Community have misinterpreted what I

wrote in the May issue. I'll try to explain it better this time.

I am *not* advocating that *anyone* with a CoCo "change" to an MS-DOS system. I continue to use and appreciate all the many, many things our CoCos can do. Neither am I advocating MS-DOS as a substitute in any way for OS-9 as it is implemented on our Color Computers.

What I *am* saying, however, is that I do not see the new "CoCos" as a viable alternative *if* you want more power and more software options than are now available with your Color Computer. We have researched these machines, tested them extensively and looked carefully at the software market. We do not see them as a viable option for your Color Computer.

I do not see these 68xxx-based machines surpassing your Color Computer in usefulness for the simple reason that I don't believe there will ever be as great a software base for them as there is now for the CoCo.




And the same is true for MS-DOS. I advocated — and still do — that you use your CoCo simply because it is a great computer. But I also said — and still say — if you are going to look for another computer, I believe the obvious choice is not some poorly supported 68xxx-based machine, but an MS-DOS computer.

There is one more issue that has prompted a couple of letters in the past week. Upon reading that, I changed the cover from an "illustration" format to a "news" format at the last minute, thus adding space for actual information, a few of you wrote to suggest I might wish to eliminate this column from THE RAINBOW's pages for the same reason.

While I have used "Print#-2," for years to communicate with the CoCo Commu-

Letters to the RAINBOW



In Place of the DMP-130

Editor:

I have enjoyed THE RAINBOW thoroughly for more than seven years and look forward to many more. I am truly a die-hard CoCoist (I have a CoCo 1, a CoCo 2, a CoCo 3, two disk drives, a DMP-130 and a CGP-115).

My biggest fear is that I will be left in the dark should something happen to my DMP-130? Will you please furnish me with information about printers that could replace the DMP-130 without my having to make changes to the hundreds of programs I now have? I really want to buy a 24-pin printer for letter-quality printouts. I currently use a serial/parallel converter with my printer.

I have checked with several different Radio Shack stores and printer outlets for this information. So far I have found no one who can be certain what printer will do the

job. I would really appreciate any information you can furnish.

Robert Walls
110 Ellis Lane
Fallbrook, CA 92028

While you might get lucky and find an older unit in a Radio Shack back room, Tandy no longer produces printers that support Tandy printer codes. All newer Tandy printers support only IBM/Epson codes. The DMP-130 supports both Tandy and IBM/Epson modes. If you are currently using your DMP-130 in the IBM mode, you shouldn't have much problem replacing it with any dot-matrix printer currently on the market. However, if you have configured your software for Tandy DMP-130 codes, you'll have to reconfigure the software when you replace the printer. We know of no printers currently available that support the older (now obsolete?) Tandy codes.

I used to publish a list of people who I believed helped the CoCo Community the most during the past year, but as the list got longer and longer, I dropped it for fear of leaving people out. I am not going to revive the practice this time — primarily because the list would be thousands of names long and would include all of you.

Yes, what has made the Color Computer this past year has been each of you. Your loyalty to the CoCo Community, to our advertisers, to THE RAINBOW and, most of all, to each other.

Long live CoCo!

I do hate to close this column on a sad note, but I must. I would probably not be the publisher had I not had the benefit of the wonderful guidance, skillful business acumen and profound advice of a dear and good friend who was an integral part during much of the early development of both THE RAINBOW and Falsoft, Inc.

Kenny Hirsch passed away in January of this year. The story that ran in the local newspaper the day after Kenny left us said he was a business leader who was active in civic affairs, listed numerous boards and commissions on which he served, and mentioned many of his achievements.

But what mere ink on newsprint could never express was that he was a great and dear man, profoundly loved by everyone he knew. And Kenny knew thousands. To see him greeting his friends each May at the Kentucky Derby — wearing some of the most outlandish combinations of pants and sportcoats I have ever seen — was almost as much a harbinger of spring as the tulips in the gardens at Churchill Downs on the first Saturday in May.

The first Saturday in May is gone, and so is my friend. I miss him terribly. The beauty of his life — an all-too-short 49 years — abides among all who knew him as a loving benediction.

— Lonnie Falk

job. I would really appreciate any information you can furnish.

Robert Walls
110 Ellis Lane
Fallbrook, CA 92028

While you might get lucky and find an older unit in a Radio Shack back room, Tandy no longer produces printers that support Tandy printer codes. All newer Tandy printers support only IBM/Epson codes. The DMP-130 supports both Tandy and IBM/Epson modes. If you are currently using your DMP-130 in the IBM mode, you shouldn't have much problem replacing it with any dot-matrix printer currently on the market. However, if you have configured your software for Tandy DMP-130 codes, you'll have to reconfigure the software when you replace the printer. We know of no printers currently available that support the older (now obsolete?) Tandy codes.

MVBanner Review Correction

Editor:

I would like to point out an error in the

product review of MVBanner (April 1992, Page 7). The review indicates that the Roman font does not support numbers and/or special characters. After talking with Zack Sessions of ColorSystems, I learned an older version of MVBanner was accidentally submitted for review. The mistake was found and a correct version was submitted. Unfortunately, the reviewer did not see that the Roman font in the new version does support the entire ASCII character set. If anyone has purchased MVBanner and finds it has an incomplete Roman font, please notify ColorSystems to receive a free replacement.

Bruce Geren
346 E. Papago Drive
Tempe, AZ 85281

Computing from a Distance

Editor:
I currently subscribe to THE RAINBOW, and I have a CoCo 3 with 128K. What kind of disk drive can I use with my computer? Also, what kind of printer is compatible with it? Is there a Tandy showroom in Saudi Arabia?

Muhammed Younas Khan
P.O. Box 50
Zuifi City 11932
Kingdom of Saudi Arabia

The Color Computer can be used with just about any disk drive, though you must have a disk controller that supports the drive you want to use. Unfortunately drive controllers for the CoCo have become mighty scarce. Most any printer can be used with the Color Computer. Several RAINBOW advertisers offer disk-drive systems and printers for the CoCo — contact these companies for specific information. We called Tandy Corporation in Fort Worth and were told there is an outlet in Hofjuf.

It's in There!

Editor:
When I bought a 512K CoCo 3 from Microcom, included was a Performance Peripherals Memory Test program (on disk) that detects no memory errors in the 512K machine. However, when I first turn on the computer and enter PRINT MEM, the screen indicates the available memory is only 22,824. That is less than the 24,872 start-up memory a straight 128K CoCo 3 has and far less than 512K. The Microcom representative I consulted about this strange situation could not give me a reason for it but said their own 512K CoCo 3 does the same thing. Can you tell me why the computer gives this misleading information; and is there a way I can find out the current memory available, if I need to, when I am using the computer?

Frank Price, Jr.
1420 Pilot Drive
Cookeville, TN 38501

Your CoCo 3 is normal. The 68B09E microprocessor used in the Color Computer 3 provides a 16-bit address bus, which means the chip can have only 64K in its address space at any point in time. The CoCo 3 uses some fancy memory-mapping techniques to gain access to larger amounts of memory.

When you turn the computer on, much of the upper 32K of the mapped 64K space is reserved for the BASIC interpreter. In addition, several blocks in the lower half are allocated for tasks other than BASIC programs. The end result is that you get 22,824 bytes of free memory from a disk-based CoCo. (Try plugging the disk controller into that 128K machine and you'll get only 22,824 bytes free — the disk controller eats about 2K.) Programmers can take advan-

tage of the full memory complement using "bank-switching" techniques, but BASIC itself does not internally support any way to gain more than about 32K for programs. PRINT MEM reports only the memory available for BASIC programs.

Multicolumn Directories Revisited

Editor:
The April 1992 issue of THE RAINBOW includes an article on multicolumn directories (Page 10). It may be of interest to you and others that there are three other "one-liner" commands for performing similar functions. The command line

WIDTH 40:POKE &HFE04,20:DIR

generates a two-column directory of the disk in the default drive on a 40-column screen. Use a valid drive number (0 through 3) after DIR to get directory listings for other drives. Always press CLEAR after using this command and before any other two-column listings or screen printing. Use the WIDTH command to return the screen to normal operation.

The second one-liner command similarly generates a two-column directory listing on an 80-column screen:

WIDTH 80:POKE &HFE04,40:DIR

The third command line

WIDTH 80:POKE &HFE04,20:DIR

can be used to list a directory in four columns on an 80-column screen. The second and third command lines above do not require that you press CLEAR when you are finished.

George Bethea, Jr.
1 South Lawrence Avenue
Elmsford, NY 10523-2213

Ghana Bwana on the CoCo 3?

Editor:
I have both a CoCo 2 and a CoCo 3. I originally purchased Ghana Bwana for use on my CoCo 2 and would like to use it on the CoCo 3 if possible. Is there a patch to make Ghana Bwana work on the CoCo 3?

Jim Ferrett
1806 Jefferson Street
S. Greensburg, PA 15601

You're in luck! Such a patch, written by Steve Bjork, appears in the form of a BASIC program listing on Page 74 of the May 1991 issue of THE RAINBOW. This patch is also available for downloading from the CoCo SIG on Delphi.

CoCo 3 with a CoCo 2 Drive?

Editor:
I recently bought a Color Computer 3 with a disk drive. The problem is that the disk drive is not reading disks at all. I was told by Radio Shack that this drive is for a CoCo 2. Why won't this drive work on any CoCo, and where can I buy the right disk drive?

Celo Caballero
1064 N. 125th Apt. A
Layton, UT 84040

There is no distinction between a CoCo 2 drive and a CoCo 3 drive. Any Radio Shack disk drive system that will work with the CoCo 2 will also work with the CoCo 3. (However, older CoCo 1 disk controllers require 12 volts, which isn't supplied by either the CoCo 2 or CoCo 3.) Assuming your CoCo 3 wasn't in the high-speed mode when you saved the programs and files your system can't read (the high-speed mode often garbles data, making it unreadable),

we would suspect a physical problem in the drive or disk controller.

CoCo Club Linkup

Editor:
Recently I had occasion to write to all the CoCo Clubs listed in THE RAINBOW. I received two letters that were undeliverable. I would appreciate a letter from any members of the Tucson Color Computer Club or the Marysville Club.

David Graham
P.O. Box 10552
Enid, OK 73706

Artifact Color and the CM-8

Editor:
I recently purchased a CM-8 monitor and find I am unable to see color when running Mickey's Space Adventure, Donald Duck's Playground or Winnie The Pooh. These programs are trademarked by Sierra On-line.

I wrote a letter to Sierra a couple of months ago to see if there is any way I can run the programs in color on this monitor, but I have not yet received a reply. I decided that perhaps the readers of THE RAINBOW could help in some way. If any of you know of patches for these programs (and where they are available), I would appreciate hearing from you.

I like the new concept created for the magazine. It is not as easy to store as previous issues, but at least we are still uppermost in the minds of THE RAINBOW staff. That is more than I can say about some of the other vendors, who quickly turned their backs on us. Because of the lack of support shown by them, we need you more now than we ever did. Keep up the good work.

Cliff De Boer
1435 Ohio Street
Racine, WI 53405

Double-Sided Woes

Editor:
I have been a RAINBOW reader for about four years and would be lost without it. I enjoy THE RAINBOW very much.

I have a CoCo 3 with an FD-502 double-sided disk-drive system. My problem is that I cannot seem to configure a 40-track system disk under OS-9 Level II. I have followed the directions (THE RAINBOW, December 1988, Page 186) without success.

The first disk boots fine with 35 tracks, and I can format a disk with 40 tracks. I then use cobbler to put the OS-9 boot on the second disk and use dsave /d0 /d1 ! shell to install the rest of the directories and files. But the disk won't boot. Can you help? Do I have to have 512K to make it work?

Clifford Ernst
Route 1, Box 84
Audubon, MN 56511

See "OS-9 Hotline" on Page 17 of this issue for information about creating bootable double-sided, 40-track systems disks with OS-9 Level II.

THE RAINBOW welcomes letters to the editor. Mail should be addressed to: Letters to Rainbow, The Falsoft Building, 9509 U.S. Hwy 42, P.O. Box 385, Prospect, KY 40059. Letters should include the writer's full name and address. Letters may be edited for clarity or to conserve space.

Letters to the editor may also be sent to us through our Delphi CoCo SIG. From the CoCo SIG> prompt, enter RA1 to get to the Rainbow Magazine Services area of the SIG. At the RAINBOW> prompt, enter LET to reach the LETTERS> prompt, then select Letters for Publication. Be sure to include your complete name and address.

We have over 1500 programs for your coco!

Grid of program listings including: ISSUE #107, MAY, 1991; ISSUE #108, JUNE, 1991; ISSUE #109, JULY, 1991; ISSUE #110, AUG., 1991; ISSUE #111, SEPT., 1991; ISSUE #112, OCT., 1991; ISSUE #113, NOV., 1991; ISSUE #114, DEC., 1991. Includes categories like BUSINESS PLAN, GAMES, UTILITIES, and HOME MANAGEMENT.

Public domain programs... Great appetizers for a hungry computer!

Grid of public domain program listings including: Music 1-7, HOME MANAGEMENT 1-4, Utilities 1-8, and Adventures 1,2. Includes descriptions for various software titles.

Subscription information section including: T&D Subscription Software, 2490 Miles Standish Drive, Holland MI 49424. Contact info: (616) 399-9648. Includes a table for selecting subscription options (Name, Address, City, State, Zip, Credit Card #, Expiration, Total \$) and a 'Please Circle' section for TAPE or DISK.

Feature Program

Base Conversions Simplified

Most computer users and programmers at some point find it necessary to convert values from one number system to another. The problem is that converting between number systems often involves some unwieldy (albeit simple) calculations.

When the programmers at Microsoft wrote BASIC for the Color Computer, they included a couple of features that make conversions between decimal (base 10) and Hex (base 16) values fairly easily. To convert a decimal value to Hex, you can enter ?HEX\$(xxxx), where xxxx is the decimal representation for the number. (The ? symbol is shorthand for PRINT in the CoCo's BASIC.) To get from Hex to decimal, you can enter ?&Hyyyy, where yyyy is the hexadecimal number you want to convert.

Unfortunately, however, Microsoft did not include support for binary (base 2) numbers, and the HEX\$ function can't handle numbers larger than \$FFFF (decimal 65535). This poses a problem for CoCo 3 owners, whose computers have more than 64K of memory. I wrote *Convert* to overcome these limitations.

Convert is a simple CoCo 3 utility designed to convert values between decimal, hexadecimal and binary. Since it uses 80 columns, you'll need a monochrome or RGB monitor to see the text onscreen. When you run the program, you'll see the message PRESS ENTER TO ACTIVATE blinking near the middle of the screen. Above this are the words Hexadecimal, Decimal and Binary, and an arrow points to Hexadecimal. Use

the right and left arrow keys to move the arrow so it points to the name of the number system from which you want to convert (the input base), then press ENTER.

When you have selected an input base, the cursor moves to the input box at the lower-left portion of the screen. The limits for the input base you have selected are also displayed in the box. Simply enter the number you want to convert. About a second later, you'll hear a beep and the number is displayed in all three bases on the lower-right portion of the screen.

After the results are displayed, the original value disappears from the input box and the cursor returns. If you want to continue converting numbers from the selected system, simply enter another number. To change to another input base, press ENTER by itself and the cursor is returned to the top part of the screen. To exit from *Convert*, hold SHIFT and press BREAK.

All three input bases are selective, which means the program will not accept values that do not fit the selected base. In other words, the decimal input base won't allow you to enter a value that contains any alphabetic (usually implying Hex) characters.

The input range for the decimal base is 0 through 1048575. The Hex input range is limited to values between \$00000 and \$FFFFF, and the binary converter accepts values from 0 through 1111 1111 1111 1111 1111. Leading zeros are not needed for any input base. When entering binary values, you can use periods anywhere in the

number. However, *Convert* does not perform fractional conversions — the fractional portion of, say, 123.52 is truncated before the conversion.

The strange character that looks like a rooftop (^) in some of the program lines is called a caret. It is used by many computers to indicate the mathematical operation of raising a number to a power (e.g., 3^2 is the same as 3², which is 9). You can generate this character from the CoCo keyboard by pressing the up arrow.

George Quellhorst has owned and used Color Computers since their introduction, and he especially enjoys writing programs for his CoCo 3. George may be contacted at 203B Meadows Drive, Painesville, OH 44077-5361, (216) 354-3812. Please include a SASE when requesting a reply.

CoCo 3

The Listing: CONVERT

```

1 'BASE CONVERTER
2 'BY GEORGE QUELLHORST
3 'COPYRIGHT (C) 1992
4 'BY FALSOFT, INC.
5 'RAINBOW MAGAZINE
10 ' CONVERSIONS. By: George Que
11horst. Latest update: 12/05/19
90
20 POKE65497...:RGB:CLR2000:PAL
ETTE0,56:PALETTE2,63:PALETTE3,8:
PALETTE8,8:PALETTE9,32:WIDTH80:C
LS1:POKE140,180:EXEC43350:$S-CHR
$(252):POKE63372,65:POKE65434,56
:POKE&HF80F,0:POKE&HF84F,0:POKE&
HF89C,0:POKE41598,255:ONBRKGO5
50
30 LOCATE3,1:ATTR0,0:PRINT"C O N
V E R S I O N S - BY: GEORGE
QUELLHORST - C O N V E R S I O
N S "':LOCATE3,2:PRINTSTRING$(73
,45)
40 LOCATE10,4:ATTR1,0:PRINT"UP/A
RROW POINTS TO INPUT BASE IN E
FFECT AFTER PRESSING ENTER"':LOC
AT6,6:PRINT"H E X A D E C I M A L
"':LOCATE38,6:PRINT"D E C I M A L
"':LOCATE63,6:PRINT"B I N A R Y "
50 LOCATE3,12:ATTR1,0:PRINT"PRE
S ENTER ONLY TO SWITCH INPUT BAS
E"':LOCATE55,12:PRINT"RETURN VAL
UES"':X(1)-15:X(2)-43:X(3)-67:Y
-7:LOCATE15,Y:ATTR3,3:PRINT " ^
"':ATTR0,0:P=1
60 LOCATE42,14:PRINT"DECIMAL...
"':LOCATE42,17:PRINT"BINARY...
"':LOCATE42,20:PRINT"HEXADECIM
AL"':LOCATE3,22:PRINTSTRING$(73
,45)':LOCATE25,23:ATTR1,0:PRINT"
PRESS SHIFT / BREAK TO ESCAPE"
70 LOCATE13,9:ATTR0,0:PRINT"USE
LEFT AND RIGHT ARROWS TO CHOOSE
DESIRED INPUT BASE"':FORT-127021
:LOCATE40,T:PRINTS$;:NEXT:LOCAT
E3,11:PRINTSTRING$(73,45):
80 ' Input mode select.
90 LOCATE28,10:ATTR1,1,B:GOSUB54
0
100 P$=INKEY$:IFP$=""THEN100
110 IFPEEK(344)=247THENEXEC:P=P+
1:IFP>3THENP=1
120 IFPEEK(343)=247THENEXEC:P=P-
1:IFP<1THENP=3
130 FORT=1T03:LOCATEX(T),Y:ATTR2
,0:PRINT " "':NEXT:LOCATEX(P),Y:
ATTR3,3:PRINT " "':ATTR1,0
140 IFP$=CHR$(13)THENEXEC:LOCATE
X(P),Y:ATTR3,3:PRINT " "':LOCATE
28,10:ATTR0,0:GOSUB540:GOTO150EL
SE100
150 ON P GOSUB 190,240,280
160 IFP=1THENGOSUB430:D=A:GOSUB4
50:GOTO170ELSEIFP=2THENA=0:GOSUB
490:GOSUB450:GOTO170ELSEIFP=3THE
NGOSUB350:A=D:GOSUB400
170 GOSUB520:GOSUB530:GOTO150
180 ' Hexadecimal input routine.
190 LOCATE5,15:PRINT"PLEASE INPU
T HEXADECIMAL NUMBER"':LOCATE4,1
7:PRINT"MAXIMUM FFFF - DO NOT I
NCLUDE &H"
200 LOCATE40,19:PRINTS$;:LOCATE1
7,19:LINEINPUTD$:EXEC:LOCATE40,1
9:PRINTS$;:IFD$=""THEN510ELSEIFL
EN(H$)>5THENGOSUB530:LOCATE17,19
:PRINT " "':GOTO200
210 FORT=1TOLEN(H$):Z$=MID$(H$,T
,1):N=INSTR(1,"1234567890ABCDEF
",Z$):IFN=0THENGOSUB530:LOCATE17,
19:PRINT " "':GOTO200ELSENEXTT
220 H$=H$+H$+"&H"+H$:RETURN
230 ' Decimal input routine.
240 LOCATE6,15:PRINT"PLEASE INPU
T DECIMAL NUMBER"':LOCATE12,17:P
RINT"MAXIMUM 1048575"
250 LOCATE40,19:PRINTS$;:LOCATE1
7,19:LINEINPUTD$:EXEC:LOCATE40,1
9:PRINTS$;:IFD$=""THEN510ELSEIFL
EN(D$)>1048575THENGOSUB530:
LOCATE17,19:PRINT " "':GOTO250
260 RETURN
270 ' Binary input routine.
280 LOCATE7,14:PRINT"PLEASE INPU
T BINARY NUMBER"':LOCATE2,15:PR
INT"PERIODS AND LEADING ZEROS NOT
NEEDED"':LOCATE4,17:PRINT"1111.
1111.1111.1111 MAXIMUM"
290 LOCATE40,19:PRINTS$;:LOCATE1
7,19:LINEINPUTB$:EXEC:LOCATE40,19
:PRINTS$;:IFB$=""THEN510ELSEIFLEN
(N$)>24THENGOSUB530:LOCATE19,19
:PRINT " "':GOTO290
300 FORT=1TOLEN(B$):A$=MID$(B$,T
,1):IFA$=""ORAS$="1"ORAS$=""TH
ENNEXT ELSEGOSUB530:LOCATE19,19

```

Feature Program

What's in Disk File?

File Peeker is a simple utility program that allows you to examine the contents of disk files using a CoCo 3. Since the program displays the characters in the file in Hex and ASCII forms (where possible), it is useful for comparing files and learning about how programs are stored on disk. A simpler (yet no less important) application of *File Peeker* is for discovering what's in a file when you are organizing your disks.

To get started, enter the program as shown, save it to disk, then run it. When prompted, enter the name of a file (on the disk in the default drive — usually Drive 0) you want to view (use the eight-character filename followed by a period and the three-character extension). Once you press ENTER, *File Peeker* goes to work. On the left side of the screen are the hexadecimal representations for the characters (bytes) in the file; the ASCII forms of the characters are shown on the right side of the screen. If a byte in the file is less than 32 (decimal) or greater than 127, a period is shown in the ASCII representation.

To peek at a file on a different drive, put :d (where d is the drive number — 0, 1, 2 or 3) after the filename extension and enclose the whole entry in quotes. For example, to look at a file called JUNKTEXT.DAT stored on a disk in Drive 1, you would enter "JUNKTEXT.DAT:1". Be careful when entering filenames; if you specify a file that doesn't exist, Disk BASIC will create an empty file with the entered name.

If you have some experience with BASIC, you might want to modify the program to allow optional printing on paper. Another possible enhancement is to allow some form of "paging" through the file — as written, *File Peeker* scrolls through the entire file without pausing — instead of using SHIFT-@ to pause the display. The variables used in the program are shown in Figure 1.

File Peeker is a handy program, whether you want to compare files or organize your disks.

It should be a useful addition to your CoCo toolbox.

Geoff Friesen has a bachelor of science degree in computer science and mathematics. He is the author of several published articles about computers. He may be contacted at General Delivery, Dauphin, MB R7N 2T3, Canada, (204) 638-7302. Please include a SASE when requesting a reply.

CoCo 3 Disk

The Listing: FILEPEEK

```

1 'FILE PEEKER
2 'BY GEOFF FRIESEN
3 'COPYRIGHT (C) 1992
4 'BY FALSOFT, INC.
5 'RAINBOW MAGAZINE
100 'FPEEK (FILE PEEKER)
110
120 ON BRK GOTO 400
130 S=1
140 BF$=""
150 WIDTH 40
160 PRINT " FPEEK (FILE PEEKER)"
170 PRINT
180 INPUT " FILE NAME"; F$
190 PRINT
200 OPEN "D",#1,F$,1
210 FIELD #1,1 AS A$
220 FOR I=1 TO LOF(1)
230 GET #1
240 IF A$<" " THEN 270
250 IF A$>CHR$(127) THEN 270
260 MID$(BF$,S,1)=A$
270 B$=""&HEX$(ASC(A$))
280 PRINT " "+RIGHT$(B$,2);
290 S=S+1: IF S>9 THEN 330
300 PRINT " "+BF$
310 S=1
320 BF$=""
330 NEXT I
340 IF S=1 THEN 400
350 FOR I=1 TO 9-S
360 PRINT " ";
370 NEXT I
380 PRINT " ";
390 PRINT MID$(BF$,I,S-1)
400 UNLOAD

```


SUNDOG SYSTEMS



Energy is everything; your home world depends on it. However, someone or something is slowly siphoning it away. As your world's champion, you must climb into the experimental Power Tank to challenge this nemesis and his minions. Your key lies with the ability to teleport solid mass. Use this to manipulate and explore the endless stronghold of the enemy, and to exploit the free-floating DUPES (Dense Units of Photon Energy) to destroy the menacing Plasma Droids. Be cautious, though; those DUPES can be deadly, too! Photon, a fantastic new arcade game for your CoCo3, contains spectacular 320x200 resolution, 16 color graphics, ultra-smooth 60 Hz animation, and loads of real-time music and sound effects. It will send your mind racing over endless possibilities, requiring quick decisions and reactions. Quite simply, Photon is incredibly addictive; it will deliver hours of excitement. Will you become your world's greatest hero, or just another energy slave? Req. 128K CoCo 3 and disk drive.

\$34.95



GrafExpress 2.0 is a complete graphics and music programming environment. From the beginner to the accomplished professional, you can use GrafExpress to create lightning fast arcade games, graphic applications and utilities, and windowing multimedia demonstrations! The GrafExpress package includes two incredible systems. GrafExpress 16 works on all monitor types and offers support in 12 graphic resolutions (from 128x192 to 320x225). GrafExpress 256 offers 6 resolutions (from 128x192 to 160x225 on a composite monitor) in an astounding 256 colors! Ever see a CoCo do that before? Both systems include standard graphics commands (CIRCLE, FILL, etc.) that blow away the competition. For example, the BOX command peaks out at over 2 MegaPixels/second, that's 300 times faster than BASIC! 256 separate sprites of up to 100x100 pixels each are supported with window clipping and high-res pixel level collision checking. The 8-octave/4-voice music synthesizer has independent envelope, waveform, and volume controls, a 7 + KHz sampling rate, and much more. Other features include text/graphics mixing, different font sizes, fast window copying and scrolling, picture save/load, easy implementation from both BASIC and assembly language, multiple screen animation, and support for 128K/512K, double speed, and the high-res joystick interface. The package also contains support programs that are worth the purchase price of GrafExpress alone! These include an introductory demo, a picture editor, a waveform editor, and an art program that supports 256 colors! GrafExpress also comes with a 50-page manual that fully explains all of its incredible features. If you do any graphics programming or simply want to see what your little CoCo is capable of, GrafExpress is a must! Req. 128K CoCo 3 and disk drive.


\$34.95



The world is in unrest. Power-hungry villains and evil warlords are readying their forces. It falls to you to lead your people against these armies, and only your best strategic plans can save the day. Fight the good fight in any era or locale. Play a simple game of capture the flag armed with water balloons, or climb into the cockpit of a 100 foot high armored warrior. Explore the deepest dungeons, defend your galaxy, or create your own scenarios with this incredible war game construction set/simulator. Your imagination is your only limit. You will deploy your forces with total control over hostile terrain while you scroll a graphic bird's-eye window over an immense world. War Monger has terrific 320x200 resolution, 16 color graphics and includes a tile editor to create or edit your own. Play against the computer, battle with another player, or simply watch the computer plot against itself. The enemy is everywhere. Are you ready to take on the challenge as the War Monger? Req. 128K CoCo 3 and disk drive.


\$29.95

The Quest for THELDA




An immensely popular 128K CoCo 3 arcade/adventure. Over 500 screens of fast fantasy action and puzzle solving. Great graphics and sound effects. **\$34.95**. Hint book only \$4.95.

★ THE ★ CONTRAS



A 512K two player futuristic combat arcade game. Full screen 320x225 hardware scrolling and smooth animation. Back-ground music score and sound effects! 512K CoCo3 only. **\$4.95**. Shipping soon!

Crystal City



This was THE game of '91! Ultra-fast space action with hardware scrolling on a 128K CoCo 3. Wild sound effects and over 30 MegaBytes of amazing graphics! **\$4.95**.

ZENIX



Lightning fast arcade game for the 128K CoCo 3. Terrific 320x225 graphics, back-ground music score and sound effects, and out-of-sight game play. **\$29.95**.

ALSO AVAILABLE

| | |
|--|-------------|
| Warrior King CoCo 3 | \$29.95 |
| In Quest of the Star Lord CoCo 3 | \$34.95 |
| Hint Sheet | \$ 3.95 |
| Hall of the King 1, 2 or 3 CoCo 1-3 | \$29.95 ea. |
| Hall of the King Trilogy CoCo 1-3 | \$74.95 |
| White Fire of Eternity CoCo 1-3 | \$19.95 |
| Dragon Blade CoCo 1-3 | \$19.95 |
| Champion CoCo 1-3 | \$19.95 |
| Paladin's Legacy CoCo 1-3 | \$24.95 |

Visa, Mastercard, Check, Money Order, and COD (USA only, please) accepted. All foreign orders must be sent in US currency. Money Orders, include \$2.50 for shipping in USA and Canada. \$5.00 Foreign. \$3.00 extra for COD orders. PA residents add 6% sales tax. Dealer inquiries welcome. Authors, we're looking for new software!

Sinistaar



Everyone loves this 512K arcade game. 3 disks packed with spectacular graphics and eerie background digital sound effects. 512K CoCo 3 only. **\$34.95**.

KYUM-SAI TO BE NINJA



The best selling 128K CoCo 3 martial arts arcade game. Now available in both RS-DOS and OS-9 versions. Play the incredible combat experience you've been missing under the operating system of your choice! **\$29.95**.

SOUNDTRAX



A polyphonic digital sound sequencing system for your 128K/512K CoCo 3 with a user-friendly point-and-click graphic editor. Create music scores with your own sounds or from the many we provide. **\$34.95**. Sample instrument disks: 6 sides of sampled sounds/instruments. Only \$12.95 each or \$29.95 for all three.



SUNDOG SYSTEMS

VISA P.O. Box 766 • Manassas, VA 22111 703/330-8989


```
PRINT " ":GOTO290
310 N=INSTR(1,B$, "."):IFN=0THEN3
20ELSEB$=LEFT$(B$,N-1)+RIGHT$(B$,
,LEN(B$)-N):GOTO310
320 IFLEN(B$)>20THENGOSUB530:LOC
ATE9,19:PRINT " ":GOTO290
330 B$=STRING$(20-LEN(B$), "0")+B
$:RETURN
340 ' Binary to Decimal.
350 D=0:FOR I=20TO1STEP-1:A=VAL(M
IDS$(B$,21-T,1)):D=D+A*INT(2^(T-1
)):NEXT
360 A$="":N=INSTR(1,B$,"1")-1:B$
=RIGHT$(B$,LEN(B$)-N)
```

```
370 IFINT(LEN(B$)/4)<>LEN(B$)/4
THENB$="0"+B$:GOTO370
380 FORT=1TOLEN(B$)STEP4:A$=A$+M
IDS$(B$,T,4)+".":NEXT:B$=LEFT$(A$,
,LEN(A$)-1):RETURN
390 ' Decimal to Hexidecimal.
400 K=INT(D/256):V=D-(256*K):J$=
HEX$(K):IFV=0THENL$="00"ELSEL$=H
EX$(V)
410 H$=J$+L$:RETURN
420 ' Hexidecimal to Decimal. In
put &H$ / Output A
430 A=VAL(H$):RETURN
440 ' Decimal to Binary.
```

```
450 IFD>65535THENL=19ELSEIFD>409
5THENL=15ELSEIFD>255THENL=11ELSE
IFD>15THENL=7ELSEL=3
460 A$="":B$="":FORT=L TO 0 STEP
-1:B=INT(D/INT(2^T))
470 IFB=>1 THENA$=A$+"1":D=D-INT
(2^T):LSEAS=A$+"0"
480 NEXTT:L=LEN(A$)
490 FORT=1TO L STEP4:B$=B$+MID$(
A$,T,4)+".":NEXT:B$=LEFT$(B$,LEN
(B$)-1):RETURN
500 ' Miscellaneous gosubs.
510 Z$=STRING$(36,32):LOCATE1,14
:PRINTZ$:LOCATE1,15:PRINTZ$:LO
```

```
CATE1,17:PRINTZ$:LOCATE54,14:PR
INT " ":LOCATE54,17:PRINT " ":LOCA
TE54,20:PRINT " ":GOTO90
520 LOCATE4,19:PRINT " ":LOCATE40
,19:PRINTZ$:LOCATE54,14:PRINTA:
LOCATE55,17:PRINTB$:LOCATE55,20:
PRINTHE$:RETURN
530 POKE140,180:FORZ=1TO25:EXEC:
NEXTZ:RETURN
540 PRINT " PRESS ENTER TO ACTIVA
TE":RETURN
550 CLS1:POKE41598,3:POKE63372,1
1:POKE65496,0:ATTR0,0:STOP
```

Feature Program

Intersection: A Leisurely CoCo Game

Have you been feeling "under the gun" lately? Tired of playing games where all your actions are timed? Well, here's *Intersection*, a game where you don't have to race against a clock; all you have to do is think a little. In fact, taking your time may actually increase your score with *Intersection*.



The goal of this game is to find the intersection of two lines. Two short segments of the two lines are visible. By extending these segments in your mind, you must locate the location on screen where the lines meet. Although it may sound

easy, finding the right spot can be harder than you might think.

Intersection works on any CoCo with at least 16K and Extended BASIC, and requires a joystick. Enter the listing as shown and save it to tape or disk. When entering the listing, CoCo 3 users must replace lines 1220 and 1580 as follows:

```
1220 IF BUTTON(0)=0 THEN 1220
1580 IF BUTTON(0)=1 THEN 1640
```

While the program is running, the right joystick controls a box, or cursor, which you can move around the rectangular playing field. Outside the playing field are the short segments of the two lines you must "intersect;" one comes from the top of the screen and the other comes from the left. Place the cursor where you think the lines will meet and press the joystick button. If you find the intersection point in the first three attempts, you score points. You receive 50 points if you get it on the first attempt; a correct second attempt earns you 25 points, and 10 points are awarded

if you are successful on the third try. There are ten rounds of play.

Some notes of interest about the way the program works are in order. The title screen provides a nice effect by scrolling the word INTERSECT onto the screen. To accomplish this, I first have the program display graphics pages 2 and 3. Then the program sets the computer to PMODE3, which has access to graphics pages 1 through 4. The word INTERSECT is moved downward from the bottom of graphic Page 1 to Page 2, so the word seems to scroll onto the screen from somewhere above.

As for the game itself, graphics pages 1 and 2 are displayed. The rectangle around the playing field, the rectangle around the screen, and the two lines to be intersected are kept on pages 3 and 4. Whenever the cursor is moved, pages 3 and 4 are copied onto pages 1 and 2, and the cursor is redrawn. This way movement is smooth and there is no need to worry about erasing the cursor from its old position.

Other parts of the program are best described by explaining key variables. Variable 0 contains the graphics for the word INTERSECT, which scrolls onto the title screen. FIRST has a value of 1 only before the first game is played, and is zero at all other times. This is to make sure the score shows up on the title screen only after at least one game has been played. Array S\$(0-9) contains the DRAW strings for the

numbers 0 through 9. S1, S2 and S3 are the hundreds, tens, and ones digits of SCORE. For example, if SCORE equals 425, then S1 is 4, S2 is 2 and S3 is 5. The score is broken up this way to make using the strings in S\$ easier.


HBOX and WBOX control the size of the cursor. HDELTA and WDELTA control the size of the playing field. The lines that are to be intersected have endpoints (0,A) and (B,0). They meet at the intersection point given by (CX,CY).

Simple changes you might try include modifying the values of HBOX in Line 1270 and HDELTA in Line 1290. Increasing the value in either (or both) of these variables makes the game easier. A useful addition to the game would be some way to track the high score and display it on the title screen. If you are really into timed games, try adding routines so that the score depends on how fast the 10 intersections are found.

(This would probably be easiest using the TIMER function.)

Hopefully you'll enjoy *Intersect*. A perfect score is 500 points, though you'll need to be very lucky and skilled to get this score. And remember, using rulers to locate intersections is not permitted. Good luck!

Joseph Pendell has a degree in electrical engineering from the University of Maryland. In addition to programming the Color Computer, Joseph enjoys using the Macintosh. His hobbies include riding skateboards and playing Super Nintendo.



16K Extended

The Listing: INTRSECT

```
1 'INTERSECTION
2 'BY JOSEPH PENDELL
3 'COPYRIGHT (C) 1992
4 'BY FALSOFT, INC.
5 'RAINBOW MAGAZINE
10 R=RND(-TIMER)
20 CLEAR 500
30 DIM Q(225)
40 FIRST=1
50 PLAY"L255T255"
60 'TEXT "0" TO "9"
70 S$(0)="U6R4D6L4BR7"
80 S$(1)="R4L2U6G2BD4BR7"
90 S$(2)="NR4U3R4U3L4BR7BD6"
100 S$(3)="R4U3NL3U3L4BR7BD6"
110 S$(4)="BU6D3R4U3D6BR3"
120 S$(5)="R4U3L4U3R4BR3BD6"
130 S$(6)="R4U3L4D3U6R4BR3BD6"
140 S$(7)="BU6R4D6BR3"
150 S$(8)="R4U3L4U3R4D3L4D3BR7"
160 S$(9)="R4U3L4U3R4D6BR3"
170 PMODE 3,1
180 PCLS
190 PMODE 1,2
200 SCREEN 1,0
210 PMODE 3,1
220 'TEXT "INTERCEPT"
230 P$="S7R1L6D14L6R11BR7"
240 P$=P$+"U14M+11,+14U14BR6"
250 P$=P$+"R11L6D14BR11"
260 P$=P$+"NR11U7NR7U7R11BR6"
270 P$=P$+"ND14R8F3D2G3LBR6F5D2B
R6"
280 P$=P$+"BU2F2R7E2U4H2L7H2U3E2
R7F2BU2BR6"
290 P$=P$+"NR11D7NR7D7R11BR6"
300 P$=P$+"BU2BR11G2L7H2U9U2E2R7
F2BU2BR6"
310 P$=P$+"R11L6D14"
320 DRAW"C3"
330 FOR I=2 TO 6
340 DRAW"BM"+STR$(I)+", "+STR$(I)
+"":XP$;"
350 NEXT I
360 DRAW"C4BM7.7:XP$;"
370 GET(0,0)-(255,33),0,G
380 'START OF TITLE SCREEN ROUTI
NE
390 FOR I=18 TO 48 STEP 2
400 PUT(0,I)-(255,I+33),Q
410 NEXT I
420 PMODE 0,3
430 PCLS
440 PMODE 1,3
450 IF FIRST=1 THEN 750
460 'CREATE BOX TO GO AROUND SCO
RE
470 DRAW"BM60,109S4C4NH10R128NH1
0D20L128NU20H10U20R128"
480 PAINT(62,110),2,4
490 PAINT(62,104),2,4
500 PAINT(56,110),2,4
510 'TEXT "SCORE"
520 DRAW"BM70,113C4S8R2NF1L2G1D1
F1R2F1D1G1L2NH1BR5"
530 DRAW"BR1R2NE1L2H1U4E1R2F1BU1
BR2"
540 DRAW"BR1R2F1D4G1L2H1U4E1BR5"
550 DRAW"ND6R3F1D1G1L2R1F2D1BR2"
560 DRAW"NR4U3NR3U3R4BR2BD6"
570 DRAW"BR8C3"
580 'ISOLATE DIGITS OF SCORE AND
DISPLAY THEM
590 S1=INT(SCORE/100)
600 S2=INT((SCORE-S1*100)/10)
610 S3=SCORE-S1*100-S2*10
620 DRAW"XS$(S1):XS$(S2):XS$(S3)
:"
630 PCOPY 4 TO 3
640 IF SCORE<500 THEN 750
650 'SPECIAL EFFECTS FOR GETTING
A PERFECT SCORE
660 PMODE 1,2
670 PLAY"V15"
680 FOR I=1 TO 10
690 PLAY"CDFGAB"
700 SCREEN 1,1
710 PLAY"CDFGAB"
720 SCREEN 1,0
730 NEXT I
```




```

740 PMODE 1,3
750 'NORMAL TITLE SCREEN SOUNDS
760 PLAY"V1"
770 FOR I=1 TO 15
780 PLAY"CEGV+"
790 NEXT I
800 FOR I=1 TO 15
810 PLAY"BDV-"
820 NEXT I
830 DRAW"C4S8BM46,173
840 'TEXT "PRESS"
850 DRAW"U6R3F1D1G1L2B03BR5"
860 DRAW"U6R3F1D1G1L2R1F2D1BR2"
870 DRAW"NR4U3NR3U3R4BD6BR2"
880 DRAW"BU1F1R2E1U1H1L2H1U1E1R2
F1B05BR2"
890 DRAW"BU1F1R2E1U1H1L2H1U1E1R2
F1B05BR2"
900 DRAW"BR4"
910 'TEXT "JOYSTICK"
920 DRAW"BU1F1R2E1U5BR2"
930 DRAW"BD1E1R2F1D4G1L2H1U4BU1B
R6"
940 DRAW"M+2,+3NM+2,-3D3BR4"
950 DRAW"BU1F1R2E1U1H1L2H1U1E1R2
F1B05BR2"
960 DRAW"R4L2D6BR4"
970 DRAW"R4L2U6L2R4BR2"
980 DRAW"BR1R2NF1L2G1D4F1R2NE1BR
3"
990 DRAW"U6D3NE3F3BR2"
1000 DRAW"BR4"
1010 DRAW"BM40,191"
1020 'TEXT "BUTTON"
1030 DRAW"U6R3F1D1G1NL2F1D1G1L3B
R6"
1040 DRAW"BU1NU5F1R2E1U5BD6BR2"
1050 DRAW"BU6R4L2D6BR4"
1060 DRAW"BU6R4L2D6BR4"
1070 DRAW"BU1F1R2E1U4H1L2G1D4BD1
BR6"
1080 DRAW"U6M+5,+7NU6BR2"

1090 DRAW"BR4"
1100 'TEXT "TO"
1110 DRAW"BU6R4L2D6BR4"
1120 DRAW"BR1H1U4E1R2F1D4G1L2BR5
"
1130 DRAW"BR4"
1140 'TEXT "START"
1150 DRAW"BU1F1R2E1U1H1L2H1U1E1R
2F1B05BR2"
1160 DRAW"R4L2D6BR4"
1170 DRAW"U4E2F2D1NL4D3BR3"
1180 DRAW"U6R3F1D1G1L2R1F2D1BR2"
1190 DRAW"BU6R4L2D6"
1200 PCOPY 4 TO 3
1210 'WAIT UNTIL FIRE BUTTON IS
PUSHED
1220 IF PEEK(65280)<>126 AND PEE
K(65280)<>254 THEN 1220
1230 FIRST=0:'DISPLAY SCORE AFTE
R NEXT GAME
1240 XOLD=1000
1250 YOLD=1000
1260 DLAY=10
1270 HBOX=20
1280 WBOX=4/3*HBOX
1290 HDELTA=40
1300 WDELTA=4/3*HDELTA
1310 GOSUB 2110
1320 SCORE=0
1330 TRIES=0
1340 ROUND=0
1350 PMODE 1,1
1360 PCLS
1370 SCREEN 1,0
1380 'CREATE GAME SCREEN
1390 PMODE 1,3
1400 PCLS
1410 A=RND(191)-1
1420 B=RND(256)-1
1430 CX=RND(255-WDELTA)+WDELTA
1440 CY=RND(190-HDELTA)+HDELTA
1450 COLOR2,1

1460 LINE(0,A)-(CX,CY),PSET
1470 LINE(B,0)-(CX,CY),PSET
1480 LINE(WDELTA,HDELTA)-(255,19
1),PSET,BF
1490 COLOR 3,1
1500 LINE(WDELTA,HDELTA)-(255,19
1),PSET,B
1510 LINE(0,0)-(255,191),PSET,B
1520 PMODE 1,1
1530 PCOPY 3 TO 1
1540 PCOPY 4 TO 2
1550 COLOR 4,1
1560 LINE(JX,JY)-(JX+WBOX,JY+HBO
X),PSET,B
1570 GOSUB 2110
1580 IF PEEK(65280)=126 OR PEEK(
65280)=254 THEN 1640
1590 IF XOLD=JX AND YOLD=JY THEN
1570
1600 'JOYSTICK POSITION CHANGED,
NEED TO UPDATE
1610 XOLD=JX
1620 YOLD=JY
1630 GOTO 1530
1640 'PUSHED BUTTON, CHECK IF AT
INTERSECTION
1650 IF CX<JX OR CY<JY OR CX>JX+
WBOX OR CY>JY+HBOX THEN 1910
1660 'GOT IT
1670 TRIES=TRIES+1
1680 FOR I=1 TO TRIES
1690 SOUND 100,1
1700 FOR J=1 TO DLAY
1710 NEXT J,I
1720 IF TRIES=1 THEN SCORE=SCORE
+50
1730 IF TRIES=2 THEN SCORE=SCORE
+25
1740 IF TRIES=3 THEN SCORE=SCORE
+10
1750 ROUND=ROUND+1
1760 'SHOW INTERSECTION

1770 COLOR 4,1
1780 PCOPY 3 TO 1
1790 PCOPY 4 TO 2
1800 LINE(JX,JY)-(JX+WBOX,JY+HBO
X),PSET,B
1810 COLOR 2,1
1820 LINE(0,A)-(CX,CY),PSET
1830 LINE(B,0)-(CX,CY),PSET
1840 FOR I=1 TO 50
1850 PCOPY 3 TO 1
1860 PSET(CX,CY,2)
1870 NEXT I
1880 TRIES=0
1890 IF ROUND=10 THEN 1990
1900 GOTO 1380
1910 'MISSED IT
1920 TRIES=TRIES+1
1930 FOR I=1 TO TRIES
1940 SOUND 1,1
1950 FOR J=1 TO DLAY
1960 NEXT J,I
1970 IF TRIES<3 THEN 1590
1980 GOTO 1750
1990 FOR I=1 TO 1500
2000 NEXT I
2010 'GET READY FOR TITLE SCREEN
2020 PMODE 1,2
2030 PCLS
2040 SCREEN 1,0
2050 PMODE 0,1
2060 PCLS
2070 PMODE 0,4
2080 PCLS
2090 PMODE 3,1
2100 GOTO 380
2110 'FIND OUT WHERE TO PUT CURS
OR ACCORDING TO JOYSTICK
2120 JX=JOYSTK(0)/63*(255-WDELTA
-WBOX)+WDELTA
2130 JY=JOYSTK(1)/63*(190-HDELTA
-HBOX)+HDELTA
2140 RETURN
    
```

Product Review

4D Checkers: On the Level

The idea behind *4D Checkers*, a CoCo 3 game from N*Johnson Software (Nick Johnson), is a very good one. Imagine a stack of three 3-by-3 grids with nine black and nine red checkers distributed among the levels. Now add a wildcard "transport square" for a little spice. What you're probably seeing in your head looks something like a cross between tic-tac-toe and checkers — with hints of pieces "beaming" across the ether (just remembering the chess scenes from old *Star Trek* episodes).


That's just about the image I had in my head when I received *4D Checkers* for review. After playing for a few minutes, I scaled down my expectations. It's not that the game is bad — it isn't. *4D Checkers* simply fails to live up to its potential. First let's talk about the game, then I'd like to make some suggestions to Mr. Johnson, because I really like his concept.

4D Checkers plays like traditional checkers in the sense that it requires two players, and the checkers move one space at a time and can capture other checkers by jumping them to a blank square. After a red piece jumps a black piece, for instance, the black piece is removed from the board and the red player receives a point. The goal is to get rid of all the other player's checkers. There the similarity to regular checkers ends.

In *4D Checkers* the board is smaller, you can't be kinged, and pieces can move (and jump) in any direction — vertical, horizontal or diagonal — while traditional checkers are limited to diagonal movement. Then of course there's *4D Checkers*' most interesting feature, which traditional checkers lacks: the flashing yellow transport square.

After you move a piece onto the transport square, it mystically reappears somewhere else; relocation on any of the three levels is possible. If your transporting checker lands on a piece belonging to the other side, the opponent's piece disappears and you gain a point. If you land on one of your own checkers, you lose that piece and also the point. If you land on a

blank square, no points are gained or lost. Be careful when transporting: blind chance may place you in a position to make a jump, or it may transport you into peril. In the most difficult level of play, the transport square is invisible, which makes for some surprising moves.



A coordinate system is used to tell the computer how to move — three numbers for level, column and row. You type the coordinates of the piece to be moved, then type the coordinates of the destination square. If you mess up, you can't backspace to correct your mistake but must press the CLEAR key to start over. If you have a Speech/Sound Cartridge, you can hear the computer tell you when you are

trying to make an illegal move. The SS/C routine also announces whose turn it is, when time is up and who won the game.

Now for the suggestions. Mr. Johnson, most people who play board-type games on their computers don't bring along a friend (I had to find someone to sit at my cramped computer desk in order to help me review this). I would like to see a one-player mode in which the player could take on the computer. [Editor's Note: Mr. Johnson has informed us a version supporting a one-player mode is near completion.] Also, the image of the three boards, which now takes up just the upper-left corner of the screen, would look better if expanded to fill most of the screen. Finally, the red and black pieces are just about impossible to distinguish on the old monochrome monitor I hooked up (though the colors show up fine on my RGB).

Your game is all right as is, Mr. Johnson — no bugs could I find — but I think it could be much better. (N*Johnson Software, 5830A Reinke Drive, Crestview, FL 32536, (904) 682-2907; \$14.95.)

— Margaret Gividen

STILL USING OS9 GEN, COBBLER OR CONFIG?

Now - create Boot Disks in much less time!

EzGen v1.09: vs. KwikGen v1.01:
5 mins 40 secs. 44 SECONDS!

*IDENTICAL operations on IDENTICAL fragmented boot disks - 2 deletes and 1 insert performed by both utilities!

- Editing done in memory
- Load boot from disk or memory
- Patch modules
- Change order of modules in seconds
- Make multiple boot disks in one session
- Edit existing boot files in place easily
- Load kernel from disk or mem and write to disk

KWIKGEN v1.01

FASTEST BOOTFILE EDITOR!



Send check or money order to:
GALE FORCE ENTERPRISES

P.O. Box 66036, Stn. F, Vancouver, B.C., Canada V5N 5L4
Checks: allow 4-6 weeks for delivery. Money orders processed immediately for KWIK delivery!

Phone: (604) 522-6922

Introductory Price:

each **\$19.95** U.S.
(+\$4.00 shipping and handling)

KWIKZAP v1.1

OS9 LII (ONLY) FILE EDITOR/ZAPPER

- Display updating is instantaneous
- Configurable environment
- Dynamic sector stack
- Work on file or stack
- Searching functions
- Allows editing of nibbles or half bytes
- Built-in help - easy to use
- Verify command
- Runs with 128K

AWESOME FILE EDITOR FOR YOUR CoCo III



Databases Fixed

The OS-9 SIG rearrangement is finally complete!

The OS-9 SIG databases are now in their final form. The only change left remaining is fixing the keywords in certain databases; even that should be finished by the time this reaches print. Figure 1 shows the databases in their final form.

Notice that there are two versions of the Applications, Telecom and System Modules databases: one for the CoCo and other 6809-based machines (6809) and another for 680x0-based machines (OSK). The other databases are shared between 6809 and 680x0 machines. Next month I'll give a quick description of what belongs in each database so you'll know where to look when trying to find a file.

General Information
Applications (6809)
Telecom (6809)
System Modules (6809)
Games & Graphics
Music & Sound
Programmers Den
OSK Applications
OSK Telecom
OSK System Modules
Tutorials & Education
Standards
New Uploads

Figure 1: New Database Topics

Editing Online

Remember last month I described host echo and how to turn it on and off. Now I'll describe EDT (the standard VAX/VMS editor) in normal and full-screen mode. EDT can be used in your workspace when submitting a file to the database, sending mail, or sending a forum message.

Before continuing, I should explain how to select your default editor. From any SIG prompt, type:

```
OS9> set
PREFERENCES> editor
Current Editor Preference: (no preference)
Would you like to change it? (Y/N) y
Here are your choices:
OLDie is a simple line numbered editor.
EDT is a more powerful editor with optional VT100 full screen mode.
If you don't specify a preference, EDT will be selected for you if needed.
Enter OLDIE, EDT, or press RETURN: edt
Your record has been updated!
```

```
PREFERENCES> ^Z
```

```
OS9>
```

I selected EDT as my default editor. Remember that I could also have typed SET EDITOR at the OS9> prompt to choose my editor. (From most places on Delphi, you can combine several commands on one

line.) The messages above state that EDT is the default editor unless you specifically chose one, so you may not need to enter these commands. To see your current editor setting, enter:

```
OS9> /edit
/EDITOR = EDT
OS9>
```

You can also use this slash command to change your editor for the duration of this session by typing /EDIT EDT. (You make this temporary setting permanent by entering the /SAVE command.) As you can see, there is always more than one way to do what you need to do. Choose the method you find easiest.

Now let's get back to editing. You have selected EDT as your default editor. Now what? Well, let's send a forum message and edit it. Let's start at the forum prompt. Assuming I've just read Message 54025 and I want to reply to it, I can type:

```
FORUM> file temp.txt
Filing 54025
Message written to new file TEMP.TXT
Press RETURN to resume "READ 54025:"
```

I just wrote the contents of Message 54025 into the file named TEMP.TXT in my workspace. Why did I do this? I want to include part of the text of the message to which I'm replying.

```
FORUM> reply
To: [PHILSCHERER]
Subj: RE: C
Please enter your message below.
Control-Z when Complete. /HELP for Help.
/edit
[EOB]
*
```

We are now in EDT. Notice EDT's prompt: *. When you see this prompt, EDT is in line mode waiting for you to type a command. There are a great many useful commands, the most helpful of which is HELP. The commands I will cover are: +, -, DELETE, INSERT, EXIT, QUIT, TYPE, INCLUDE, SUBSTITUTE, and RESEQUENCE — I will cover only the simplest ways of using these commands. EDT is a very powerful editor that, at its most complex level, allows you to edit multiple files at once and to cut and paste between files (you will probably never need such complicated editing while on Delphi).

```
*include temp.txt
```

The entire file TEMP.TXT is now included in the edit buffer at the current cursor position — the beginning of the file since we haven't done anything else yet. If there is some text in the file, you can use the + and - commands to step through the text, much like Microware's edit. +5 advances five lines, - backs up one line. The ENTER key also acts like the + command, advancing a single line at a time. The current line is printed after these commands. You rarely want to include the entire message to which you are replying. If I want only lines one through five of a 20-line message, I could type:

```
*delete 6:20
```

to delete all other lines. Notice that a line range is specified using a colon, not a dash. Now I'm ready to add my text. First I want to quote Phil Scherer's text:

```
*insert 0.5
```

```
.lm 4 /annot=>
^Z
```

I inserted my text starting at Line 0.5. I exited insert mode by pressing CTRL-Z. EDT allows floating-point line numbers larger than 0, and the first line number is always one by default. Thus, .lm 4 /annot=> precedes the first line I included. Now I need to remove the quoting and reset the left margin:

```
*insert 6
.lm 0
```

I am still in insert mode and can now enter my reply. When I finish, I will press CTRL-Z to exit insert mode. If I want to examine what I've typed, I can enter:

```
*type 0:20
```

to list the first lines of my message, which may be more than 20 lines because of non-integer line numbers. If I'm satisfied with the message, I can exit EDT and send the message by entering EXIT. This drops me back into Delphi's editor, where I can press CTRL-Z or use the command /EXIT to get back to the FORUM> prompt. If, instead, I enter QUIT to quit EDT, I'll exit EDT without saving any of the changes I made but will still be dropped back into Delphi's editor.

If you get confused by the non-integral line numbers, you can enter RESEQUENCE to reorder the line numbers to integers starting at one. This is the simplest use of the resequence command. Type HELP RESEQUENCE to find more information.

Finally, if you need to change part of the text of a line, you can use the SUBSTITUTE command. If the current line is

```
12 machine w/ 15 MIPS
(meaningless indlax of plummeting
speed) and a
```

and I want to correct *indlax* to *index*, I would type:

```
*sub ;indlax;index;
1 substitution made
```

EDT reports it made one substitution. Notice I used the semicolon to begin and end the initial and final string. Any punctuation character will work. Most people use semicolons or slashes, but you must use the same character all three times.

You can also repeat a substitution on many lines; add the line range to the end of the command.

```
*sub ;recieve;receive; 1:99
```

This corrects the spelling of receive throughout a file (if the file's last line is smaller than 99). The SUBSTITUTE command, when given a line range, will replace the string more than once per line if it is found more than once in a line. Without a line range, only the first instance is replaced on the current line.

New Uploads


Jim Sutemeier (JSUTEMEIER) studied the abilities of four different file compression programs with OS-9/68000: ar, ARC, LHArc, and Zoo. If you are looking for the best compression program, his upload to the OS-9 SIG General Information database will help your search. Phil Scherer (PHILSCHERER) contributed several issues of the OCN (OS-9 Community Network) newsletter. The OCN is a relatively new organization striving to tie together OS-9 users into a solid community.

If you use mroff to format text, you

might be interested in Joel Rees' (REISIKENKYU) upload, which explains how to enable the -p (page offset) option. John Semler (SEMLER) released a scientific calculator program that works with both OS-9/6809 and OS-9/68000. Astronomers among us will appreciate Jim Martin's (WOAY) almanac, which calculates right ascension and declination of the Sun, Moon, and Mercury through Pluto as well as other astronomical information. Robert Kemper (BOBKEMPER) submitted pcls, which sends a formfeed to your printer.

In the Music & Sound database, Mike Knudsen (RAGTIMER) released a program that allows recording (digitizing) and playing stereo audio on the MM/1; he also uploaded a digitized sample. Joel Rees uploaded many files to the Programmers Den database, including BASIC09 and PASCAL09 programs that allow you to use include files with BASIC09 and PASCAL09. He also uploaded a partial list of bugs in the Microware C compiler used on the CoCo.

In the CoCo SIG CoCo 3 Graphics database, Joe Sannucci (SANNUCCI) uploaded a practical joke program (TRICK); try it! He also uploaded updates to Chet Simpson's Image Master, a sprite creating program. Jerry Brown (JERRY79) released a horse handicapping program into the Utilities & Applications database. Joel Rees contributed a threaded dialect of FORTH. Richard McNabb (RICKMAC) released a number of programs, including one that numbers the lines of a file so you can print it and another one that helps convert assembly-language source files so they are legal with EDTASM. His Book Utility allows you to print on both sides of paper. Robert Newhart (BNEHWART) submitted a calculator program that includes interest rates and ham radio antennas in addition to other features. Jerry Campbell (6147) uploaded a handful of CoCoMAX clipart files into the Classic Graphics database.



DATABASE REPORT

OS-9 SIG

General Information

| | |
|---------------------------------|---------------|
| 68XXX MACHINES ADVERTISEMENT | |
| EDELMAR | Ed Gresick |
| G-WINDOWS ANN. FOR SYSTEM IV | |
| EDELMAR | Ed Gresick |
| STATS. ON 4 DIFFERENT ARCHIVERS | |
| JSUTEMEIER | Jim Sutemeier |
| PHL'S NEW QT 68030 ANNOUNCEMENT | |
| FHOOG | Frank Hogg |
| OCN NEWS LETTERS THRU JAN. 1992 | |
| PHILSCHERER | Phil Scherer |
| FIRST ANNUAL LAST COCOFEST | |
| DAVEMYERS | Dave Myers |

Applications (6809)

| | |
|----------------------------------|------------------|
| MROFF PRINT FORMATTER UPDATE: -P | |
| REISIKENKYU | Joel Rees |
| SCALC: SCIENTIFIC CALCULATOR | |
| SEMLER | John Semler |
| GRAND MASTER CHESS 0.9 | |
| MATHOMPSON | Matthew Thompson |
| PRINTFORM 2.1: TEXT FORMATTER | |
| WOAY | Jim Martin |
| ALMANAC | |
| SEMLER | John Semler |

FF: FIND FILE
MEYEO01 Homer Meyer
PCLS V1.5 PAGE EJECTOR
BOBKEMPER Robert Kemper

Telecom (6809)
MEDIT V1.9 PATCHES
AIRWOLF2 Aaron Yates
CRC LIST FOR RIBBS 2.02
SANDRIDER Charles West

Games & Graphics
TARGA-24 PIX TO GIF PIX
GRAPHICSPUB Bob Montowski
YET ANOTHER REVERSI (YAR)
REIISIKENKYU Joel Rees

Music & Sound
STEELDRUM STEREO SOUND SAMPLE
RAGTIMER Mike Knudsen
RECPY: RECORD/PLAY STEREO SND
RAGTIMER Mike Knudsen
MIXED ASSORTMENT OF UMUSE3 SCORE
MISHOO Mike Shook

Programmers Den
SORT ALGORITHMS FOR BASIC09
SANDRIDER Charles West
ITALIC/SCRIPT FONT FOR COCO
REIISIKENKYU Joel Rees
FILE INCLUSION PROCESSORS
REIISIKENKYU Joel Rees
MORE BUGS FOR MWC
REIISIKENKYU Joel Rees

OSK Applications
SEA ARC VRS. 5.21 FOR OSK
MIKEHAALAND Mike Haaland

OSK Telecom
TERMCAP/TERMSET FILES FOR TC-70
JSUTEMEIER Jim Sutebauer
GAURDIAN: FIX FOR MM/1 /TO PORT
RANDYKWILSON Randy Wilson

OSK System Modules
MM/1 MODULES UPDATE (REVISED)
MARKGRIFFITH Mark Griffith

Tutorials & Education
GETTING STARTED WITH MV
EARTHER Shawn Driscoll

Standards
OSK GRAPHICS / SOUND PROPOSAL
DONVAIL Don Vaillancourt

COCO SIG

General Information
CHIFEST.TXT
DAVEMYERS Dave Myers

CoCo 3 Graphics
NEW IMAGE MASTER VERSIONS
SANNUCCI Joe Sannucci
SAVE COMPRESSED HSCREENS
RICKMAC Richard McNabb
TRICK
SANNUCCI Joe Sannucci

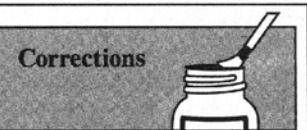
Utilities & Applications
HORSE-PRO(DEMO)
JERRY79 Jerry Brown
BIF DIALECT OF FORTH V1.0
REIISIKENKYU Joel Rees
PERIODICAL TABLE OF THE ELEMENTS

DRILLMASTER Johnny Williams
ALTERNATE 32 COLUMN SCREENS
RICKMAC Richard McNabb
ASCII LINE NUMBERER
RICKMAC Richard McNabb
SPLIT MULTIPLE FCB'S
RICKMAC Richard McNabb
FILE EXTENSION CHANGER
RICKMAC Richard McNabb
32-COLUMN LISTER
RICKMAC Richard McNabb
BACKUP CHECKER
RICKMAC Richard McNabb
BOOK UTILITY
RICKMAC Richard McNabb
BASE CONVERSION CHART
RICKMAC Richard McNabb
CALC. BAS
BNEWHART Robert Newhart
LOTTOPRO/ARC
JERRY79 Jerry Brown

Hardware Hacking
IR REMOTE RECEIVER
BHWAKINS Bob Hawkins

Games
HORSERACE.BAS
BNEWHART Robert Newhart
OREGON.BAS
BNEWHART Robert Newhart
TALKING STOCK MARKET
SANNUCCI Joe Sannucci

Class Graphics
KIDS.MAX DBCE
6147 Jerry Campbell



Corrections

Ultralace: Update and Upgrade (May 1992, Page 20): We got a little overzealous when editing the article and (unfortunately) changed the case of a case-sensitive word. The text in Column 3 on Page 20 indicates you should use *Private Times* as the example title. If you do, you'll find the subsequent text won't make any sense. The title of the example publication must be *PRIVATE TIMES*. We apologize for any confusion this may have caused.

Window Master Desk Accessory Pak (Review, June 1992, Page 13): The telephone number for Cer-Comp LTD. is incorrectly listed at the end of the review. The correct number is (702) 452-0632.



SOLITAIRE CARD GAMES

DuoDeck: Double Deck Solitaires.
Play Sly Fox or Windmill - both games of skill. \$19.95

Classic Solitaire: Klondike, Canfield and Pyramid
on one disk for just \$14.95

La Belle Lucie: A true game of skill. \$14.95
All three play on 128K CoCo3, with joystick and disk.
SAVE \$10.00. BUY ALL THREE FOR \$40.00

Deception Path
Spend time with your family navigating the ever-shifting maze.
Play competitive or non-competitive. 128K CoCo3 \$19.95

Eversoft Games now sells more than software. Introducing the most innovative calling card in America:

AmeriVox
America's New Voice in Calling

Save 50% or more on your present telephone card
Unlike AT&T, MCI or Sprint, there is NO SURCHARGE with the AmeriVox calling card. On a 3 minute call, distance 1,000 miles, 8am-5pm, you save 49%-52% when using the AmeriVox card.

Build equity in a calling card?

You bet! No other phone company has anything like it! The more you use AmeriVox the lower your rates will be and the more money you'll save. No time limits are imposed to qualify for lower rates, and no minimums to meet to keep the lower rate. Once you have it, it's yours.

Call from anywhere to anywhere at anytime in the contiguous forty-eight United States. Across the state or across the country you save on every call. AmeriVox is good for interstate, intrastate and intralata (where permissible) calling. Business or residential use.

Please write for brochure and pricing information.

Checks, Money Orders, MasterCard & Visa \$2.50 S&H Software
COD \$2.00 extra. WA addresses add 8.2% sales tax. submissions
invited

(206) 653-5263

Eversoft Games, Ltd
P.O. Box 3354
Arlington, WA 98223

30 day money back guarantee

ADVENTURE SURVIVORS!
This is your newsletter! Only \$3 per year. Reviews, solutions, and more!
Call or write for details.

L.E. Padgett
24 Perthshire Dr.
Peachtree City, GA 30269
(404) 487-8461

Outstanding OS9 Software!
For your CoCo or MM1 compatible computer!
We will beat any advertised price!

Introducing GuiB!

GuiB, Version 2.0. Now your Basic09 programs can include exquisite three dimensional screen objects! This library of advanced routines lets you add buttons, scroll bars, mouse support, beveled windows, etc. with easy calls (similar to the calls you make to Gfx2). Includes a thorough programmer's manual explaining the use of each function, along with programming techniques. *Req. CoCo 3 or 100% compatible w/256k, disk drive, mouse/joystick, OS9 Level 2, Basic09, & Windint. \$29.95*

Sink the Armada™ Battleship like game with beautiful 3D screen objects. *Req. CoCo 3 or 100% compatible w/256k, RGB monitor, disk drive, mouse/joystick, OS9 Level 2 & Windint. \$17.95.*

TV for OS9 Level 2™ *Req. CoCo 3 or 100% compatible w/128k, disk drive, & OS9 Level 2. \$8.95.*

High Finance™ *Req. CoCo 3 or 100% compatible w/128k, disk drive, mouse/joystick, & OS9 Level 2 w/Windint. \$24.95.*

MV Banner™ *Req. CoCo 3 or 100% compatible w/256k, OS9 Level 2, disk drive, Multi-Vue, 80 col. monitor, & mouse/joystick. \$18.95.*

WP Shel™ *Req. CoCo 3 or 100% compatible w/256k, disk drive, OS9 Level 2, & Windint. \$20.95.*

OS9 Calendar Utilities™ *Req. CoCo 3 or 100% compatible w/128k, disk drive, & OS9 Level 2. \$14.95.*

DeskTamer™ *Req. CoCo 3 or 100% compatible w/512k, disk drive, OS9 Level 2, & Windint. Modem req. to use phone dialer. \$34.95.*

OS9 Budget System™ *Req. CoCo 3 or 100% compatible w/256k, disk drive, & OS9 Level 2. \$19.95.*

OSK Versions Available!

OS9 Level 2 Game Pack™ Sea Battle, Minefield, KnightsBridge, CoCoHollo, & Dice Poker. Beautiful color graphics & mouse support! *Req. CoCo 3 or 100% compatible w/256k, disk drive, & OS9 Level 2. \$32.95.*

OSK version req. MM1 or 100% compatible computer, disk drive, OS9-68000, & mouse/joystick \$47.95!

Variations of Solitaire™ Pyramid, Klondike, Spider, Poker, and Canfield. Beautiful color graphics & mouse support! *Req. CoCo 3 or 100% compatible w/256k, disk drive, OS9 Level 2, & mouse/joystick \$32.95.*

OSK version req. MM1 or 100% compatible computer, disk drive, OS9-68000, & mouse/joystick \$47.95!

Send for free catalog!

All products carry the Rainbow Certification Seal. VISA and MasterCard orders accepted. Please add \$3.50 (U.S.) or \$5.00 (foreign) for shipping and handling. Colorado residents please add applicable sales tax. Prices subject to change without notice.

MV Systems
P.O. Box 818
Arvada, CO 80001-0818
(303) 420-7777

The OS9 and Multi-Vue Specialists!

Feature Program

Fast Backups with 128K

Early on, CoCo users saw 4K just wouldn't be enough for what they wanted to do. Then technology evolved, the market grew, and now many of us have CoCo 3's that can be taken to 512K and beyond. And there are many programs designed for CoCos with this much memory. But what about those whose CoCo 3's are still at 128K (after all, the upgrade is still pretty costly)?

Sure, the manual says the CoCo 3 comes with 128K. But as most who have looked have found out, you can still use only a fourth of this for BASIC unless you use a third-party package that opens up the extra memory. I believe we should use the extra memory in the 128K machine to make life a little easier. So I wrote *Backup*, a single-disk backup program.

Backup is very different than Disk BASIC's BACKUP command simply because it is designed to use all of the 128K. The result is that you'll have to swap disks only three times (for 35 tracks) as opposed to the seven or more swaps required by Disk BASIC's BACKUP. In addition, *Backup* can be used to back up 35-, 40- and 80-track disks, and you get to watch as the tracks and sectors are copied. Best of all, *Backup* is written in machine language for pure speed.

To create the machine-language version of *Backup*, first enter the BASIC program listing presented here and save it to disk. While the program does check to make sure the data values you enter (there are a lot of them) are correct, you'll save time and trouble if you are careful when entering the data. Once you have a good working copy, run the program and it automatically cre-

ates the machine-language program and saves it to disk.

To use *Backup*, first make sure your CoCo 3 is set to a 32-column screen width (the program uses the 40- and 80-column screen memory for storage.) If you forget, *Backup* will remind you. Then enter

```
LOADM"BACKUP":EXEC
```

to execute the program. *Backup* defaults to 35-track format; to change the number of tracks you want copied, replace EXEC above with

```
EXEC 3584,xx
```

where xx is the number of tracks. Just remember you'll have to make more swaps with the larger number of tracks.

Backup has been of great value to me, and I'm sure you'll find it to be of great help to you, too. This program actually makes backing up a disk fun to watch! (Hard to believe, isn't it?) Perhaps the only drawback is that now you have no more excuses for not making those backups you should be making.

Joel Mathew Hegberg has been programming for nine years and enjoys writing software for the Color Computer and MM/1. Some of his commercial creations are available through Sub-Etha Software. Joel may be contacted at 936 N. 12th Street, DeKalb, IL 60115-2516, (815) 748-6638. Please include an SASE when requesting a reply.

Product Review

War Monger: The CoCo Battlefield

War Monger is an exciting, disk-based CoCo 3 game that allows you to create two armies and have them fight against each other. The computer can control one, both or neither army, so you can play against friends if you like. The armies are placed on a realistic battlefield map. You can design your own terrain or use one of several pre-designed terrains supplied on the disk. Each of the armies is made up of one to 60 units; each of these units has its own unique characteristics such as strength, firepower, range and mobility.

War Monger is menu-driven and provides various options that you use to set up the game. You can define the various attributes for the armies, name weapons, and select color palettes as well as various terrain graphics. The terrain graphics are needed in order to create the map of the battlefield.

These various editing functions allow the user to design fighting units with all sorts of military hardware including ships, tanks, artillery, submarines, and

planes. Even a fleet of spaceships can be selected for more futuristic battles. An option for men with or without armor and horses lets you step back in time to experience ancient warfare. An append function is provided which allows you to combine features from different games. You can carry this to the extreme, if you like, and have King Arthur's knights fighting men in space ships armed with laser cannons.

Six sample wars are included on the disk I mentioned earlier. One of these, *Flags*, is a game that kids might enjoy playing: The weapons are water balloons. Another game, *Pacific*, is set during the period of World War II and pits the Japanese against the allies.

Understanding the various features of *War Monger* requires reading of the 31-page instruction booklet. This is a complicated game with thousands of variations. Although the game is fun to play and contains excellent graphics and colors, you must understand what you are doing. Simply put, *War Monger* is not an arcade shoot-em-up but a real challenge of your warring skill.

War Monger requires a CoCo 3 or either an RGB (recommended) or composite monitor, and a disk drive. (Sundog Systems, P.O. Box 766, Manassas, VA 22111, 703-330-8989; \$29.95 plus \$2.50 S/H).

— Robert Gray

CoCo 3

The Listing: BACKUP

```

1 *128K COCO 3 BACKUP
2 *BY JOEL MATHEW HEGBERG
3 *COPYRIGHT (C) 1992
4 *BY FALSOFT, INC.
5 *RAINBOW MAGAZINE
120 *CREATED FOR "THE RAINBOW"
130 *ON APRIL 20, 1989 BY
140 *JOEL MATHEW HEGBERG
150 *936 NORTH TWELFTH STREET
160 *DE KALB, ILLINOIS 60115
170 *
180 PMODE0,1:PCLEAR4:PMODE4,1:PC
LS
190 CLS:PRINT"PLEASE WAIT..."
200 LC=3584:LT=0:TL=0:RN=340
210 READ AS:IFAS="****"THEN250
220 IFLEN(AS)=3THEN320
230 VL=VAL("&H"+AS):POKELC,VL:LC
=LC+1:LT=LT+VL:TL=TL+VL
240 GOTO210
250 READ TT:IFTT<TL THEN PRINT
ERROR IN DATA STATEMENTS.":PRINT
****I CAN'T FIND THE ERROR!****:
D
END
600 DATA E,6,B1,E,3,10,24,0,38,F
C,E,6,DD,EC,86,3,97,EA,10,9F,6D4
610 DATA EE,17,0,A9,BD,07,5F,96
F0,10,26,0,40,1E,2,0,3,1,0,1E,6AC
620 DATA 2,7C,E,A,B6,E,A,B1,E,9,
10,25,FF,B6,B6,E,8,81,4,10,24,59
B
630 DATA FF,2F,16,FF,A7,CC,5,BE,
DD,88,86,78,B7,FF,A0,86,79,B7,AE
8
640 DATA FF,A1,86,7A,FD,FF,A2,86
,7B,B7,FF,A3,86,7C,B7,FF,A4,39,C
2D
650 DATA CC,5,A0,DD,88,8E,E,69,1
7,FE,A6,16,FF,08,CC,5,A0,DD,88,A
59
660 DATA 8E,E,7F,17,FE,98,16,FF,
CA,34,76,CC,4,C0,DD,88,8E,E,9A,9
7C
670 DATA 17,FE,88,F6,E,4,4F,BD,B
4,F4,BD,BD,09,30,1F,BD,89,9C,A0D
680 DATA 86,20,AD,9F,A0,2,CC,4,E
0,DD,88,8E,E,A1,17,FE,68,F6,E,96
7
690 DATA 5,4F,BD,84,F4,BD,BD,09,
30,1F,BD,89,9C,86,20,AD,9F,A0,9F
F
700 DATA 2,35,76,39,34,76,CC,4,D
0,DD,88,8E,E,9A,17,FE,43,F6,E,82
7
710 DATA 6,4F,BD,84,F4,BD,BD,09,
30,1F,BD,89,9C,86,20,AD,9F,A0,9C,A0C
720 DATA F0,DD,88,8E,E,A1,17,FE,
26,F6,E,7,4F,BD,84,F4,BD,BD,09,A
DF
730 DATA 30,1F,BD,89,9C,BD,89,58,
35,76,39,8E,5,A0,9F,88,8E,E,809
740 DATA A9,17,FE,6,39,10,8E,20,
0,7F,E,A,B6,E,8,10,27,0,1F,81,4F
5
750 DATA 1,10,27,0,2C,81,2,10,27
0,39,7C,E,8,86,40,87,E,9,86,403
760 DATA 76,87,FF,A1,86,77,87,FF
A2,39,7C,E,8,86,40,87,E,9,86,907
7
770 DATA 70,87,FF,A1,86,71,87,FF
A2,39,7C,E,8,86,40,87,E,9,86,8FB
B
780 DATA 72,87,FF,A1,86,73,87,FF
A2,39,7C,E,8,86,40,87,E,9,86,8FB
F
790 DATA 74,87,FF,A1,86,75,87,FF
A2,39,90,A5,81,2C,10,27,0,8,805
800 DATA 86,23,87,E,3,16,FD,CD,9
D,9F,BD,87,8,F7,E,3,16,FD,CD,8E9
810 DATA CC,4,60,DD,88,8E,E,E4,1
7,FD,79,F6,E,3,4F,BD,84,F4,BD,A1
A
820 DATA 8D,09,30,1F,BD,89,9C,BD
,89,58,39,35,6,CC,5,A0,DD,88,90F
830 DATA 8E,E,F6,17,FD,59,16,FE,
8B,0,0,0,*, 93262

```




Proven Technology

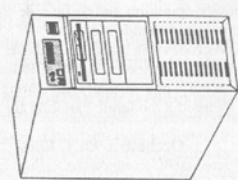
On the Razor's Edge of the Color Computer Frontier

OWL Phones
 Order Numbers (only)
 1-800-245-6228
 1-215-682-6855
 Fax: 1-215-837-1942
 Technical Help
 1-215-837-1917

In our 10th Year!

A DECADE OF SERVICE TO THE COMPUTER USER!

486SX-20 SYSTEMS - \$1795.00!
 Now You can enter the world of 486 computing at a reasonable cost!



the OWL SUPER ATOM - 486
 High Powered Computing from a local, well established company.

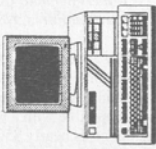
- 33MHz / 60MHz 1486 based Systems with Socket for Intel CxProcessor
- System and Video BIOS in Cache
- Large Tower Case : (33MHz, FCC Class B) - (60MHz, FCC Class A)
- 250 Watt Power Supply & 8 Option Slots
- System Price Includes: 40MB HD, 4MB RAM, Std. Resolution Color VGA Monitor, High Resolution VGA Card, 2 High Density FD's, MS DOS 5.0

\$1795 / \$2095 / \$2695 / \$3595
 486SX-20 ISA 486DX-33 ISA 486DX-50 ISA 486DX-50 EISA

3-YEAR WARRANTY Including One Full Year on Parts and Labor
on all systems! Manufactures 3-Year Warranty on All Hard Drives

OWL SUPER ATOM - 386

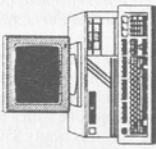
- 105MB HD Upgrade Add \$160.00
- Super VGA Upgrade Add \$95.00
- 25/40MHz 386DX Based
- Small Footprint Case
- FCC Class B Approved
- 200 Watt Power Supply
- 7 Expansion Slots
- 4MB of RAM
- 40MB Hard Drive
- Std. Resolution VGA Color Monitor
- 2 High Density FD's
- 101 Keyboard
- MS DOS 5.0



\$1565/\$1645
 25MHz 40MHz \$1295/\$1349
 16MHz 25MHz

OWL SUPER ATOM - SX


- 162MHz 386SX Based
- Small Footprint Case
- FCC Class B Approved
- 200 Watt Power Supply
- 7 Expansion Slots
- 2MB of RAM
- 40MB Hard Drive
- Std. Resolution VGA Color Monitor
- 2 High Density FD's
- 101 Keyboard
- MS DOS 5.0



\$1295/\$1349
 16MHz 25MHz

386-SX Notebook Computers

- 20MHz, 60MB HD, 1.4MB FD, 2MB RAM (exp. to 5MB), VGA 640x480 LCD w/32 shades of gray, Ports: 2 Ser, 1 Par, 1 VGA, DOS & Windows, 7.7LBS!



\$1545
386-DX Notebook Computers
 33MHz, 120MB HD, 1.44MB FD, 32KB CACHE, 4MB RAM (exp. to 16MB), Std. VGA LCD w/32 gray, Ext Keypad inc., DOS & Windows, 7.7LBS!
\$1995

OWL COMPUTER SERVICES

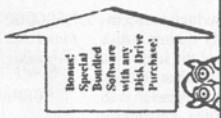
5950 Keystone Drive
 Bath, PA (215)-837-1917

Kids & Us - RadioShack[®]
 Pottstown Ave., RT. 663
 Pottsville (215)-679-3389

Si-Onge Systems
 Westcoast
 Call for Appl. (215)-481-9775

Computers & Games
 Muhlenberg Shopping Plaza
 Reading (215)-929-0540

DISK DRIVES



Floppy Drive Systems

The Highest Quality for Years of Service

Drive 0 Systems (Half Height, Double Sided, SOLD OUT!)
WE NEED CONTROLLERS!
IF YOU HAVE 502 CONTROLLERS, CALL US!

Drive 1 Systems (Half Height, Double Sided, Direct Drives) \$115.

New 3.5", 720K Drives for OS-9 with case & Power Supply \$129. SALE!

Drive 1 Systems have drive, case, power supply. (You may require optional cable and/or DOS chip to use)
Special for 0/1 Combos (0,1,2,3) \$199. (WITHOUT CONTROLLER)

HALF-HEIGHT DRIVE UPGRADES FOR RS HORIZONTAL CASES

Why only double the capacity of your system when you can triple in the same case? Kit includes: double-sided to fit your case, chip to run both sides of new drive, hardware, and detailed instructions. Easy! Takes only 5 minutes!

Model Only \$119.
 500, 501, or 502

Drives 1 Year Warranty

OWL WARE Software Bundle

Disk Tutorial/Utilities/Games DISK TUTOR Ver 1.1

Learn how to use your disk drive from this multi-lesson, machine language program. This tutor takes you through your lessons and corrects your mistakes for a quick, painless disk drive introduction. (This professionally written tutor is easily worth the bundle's total price.)

3 UTILITIES

A copy verify, copy, and DOS utility.

2 GAMES

We will select 2 games from our stock. These are sold for more than \$20 each.

Do not mistake this software with cheap "Public Domain" software which others offer. All of this software is copyrighted and professional in quality. The tutor is unique with us and has helped thousands of new users learn their disk drive.

only \$27.95 (or even better)

only \$6.95 with any Disk Drive Purchase!

512K Upgrade

Again at a popular price. Fully assembled and tested before shipping. Easy to install. Uses fast 120 ns. chips.

SALE \$79.

Now includes memory test, Ram Disk Lighting, Printer Lighting, and Backup Lighting. All with an upgraded manual exclusive with OWL!

Our prices include a discount for cash but do not include shipping.

OWL-WARE has a liberal warranty policy. During the warranty period, all defective items will be repaired or replaced at our option at no cost to the buyer except for shipping costs. Call for details. We do not accept returns on merchandise or on authorized returns are subject to a service charge.

OWL-WARE

P.O. BOX 116
 Mertztown, PA 19539

Repeats continued from Page 1

peared in Dale Puckett's "KISSable OS-9" several years ago, functioned quite well but contained the seeds of disaster. Not too long ago I decided to delete all the files in a directory, so I entered

```
d ! rep del $
```

All files in the directory were dutifully deleted. The only problem was that I had previously set my current data directory to the wrong directory. To prevent this from happening again, I rewrote Rep so it dis-

plays each command being executed — now you're not blind to what's happening. The following example shows how Rep's output might look:

```
OS9: d ! rep del $
del file1
del file2
. . .
del lastfile
```

For even greater protection, Rep accepts an -ok option. If you enter -ok after rep (and just before the command name), the program pauses and requests your permis-

sion to execute the command for each parameter it receives. It looks something like this:

```
OS9: d ! rep -ok del $
del file1? (y/n): y
del file2? (y/n): n
. . .
del lastfile? (y/n): y
```

To get Rep up and running on your system, enter and assemble the source code shown in Listing 1. If you do not have an assembler, use MakeRep, the BASIC09 program shown in Listing 2. MakeRep gener-

ates the executable rep program and saves it in the CMDS directory. (OS-9 Level I users need to change all references to /dd to the drive where their CMDS directories are located. This is usually /d0.)

Rep can be a real finger saver when you have the need to repeatedly execute a command. I hope you'll find it useful.

Stephen Goldberg is a dentist and the author of the Utilipak series of OS-9 utilities. He can be contacted at 695 Plainview Road, Bethpage, NY 11714. Please include an SASE when requesting a reply.

CoCo 3

Listing 1: Rep.asm

```
*****
*
* REP - COPYRIGHT (c) 1989 by S.B.GOLDBERG
*
* Repetitive execution of OS-9 commands taking
* parameter variables from the standard input.
*
    ifpl
    use /dd/defs/os9defs
    endc
*
    mod len,name,prgrm+objct,reent+1,entry,dsiz
*
params rmb 200      command parameters
keypath rmb 1      keyboard input path
cmdname rmb 2      command name pointer
pramaddr rmb 2     address of parameters
headaddr rmb 2     module header address
buffer rmb 100     input buffer
        rmb 200     stack
        rmb 200     Rep parameters
dsiz equ .
*
name fcs /Rep/
fcb 3      edition number
fcc /(c)1989 S.B.Goldberg/
*
cant fcc /**** Can't find command: /
missing fcb $07
cantlen equ *-cant
fcc /**** Missing $/
cr fcb $0d
term fcs "/term"
*****
* ERROR MESSAGES
*****
nodollar leax <missing,pcr missing "$" message
        clr b clear error flag
        bra errorout message to screen and quit
cantfind leax <cant,pcr can't find command message
        ldy #cantlen message length
        lbr write message to screen
        ldx cmdname command name pointer
        lda ,x+ command name character
        cmpa #$20 end of name?
        bhl nameloop no, look some more
        lda #$0d yes, carriage return
        sta ,x to end of name
        ldx cmdname command name pointer
errorout ldy #100 maximum length
        lbr write to screen
quit lbra error quit Rep
*****
* LINK OR LOAD COMMAND MODULE
*****
entry pshs x save parameter pointer
        clr keypath clear keyboard input path
dolarchk cmpa #10d parameter character
        beq nodollar end of parameters?
        cmpa #'$ yes, message and quit
        bne dolarchk dollar sign?
        puls x no, look some more
        lda ,x+ parameter pointer
        cmpa #'- first parameter character
        bne link option?
        ldd ,x++ no, get command
        ora #20 next parameter characters
        orb #20 make both lower case
        cmpd #56f6b is it ok?
        beq openpath yes, continue
        leax -3,x no, reset parameter pointer
openpath pshs x save parameter pointer
        leax <term,pcr terminal device name
        lda #read, read mode
        os9 $open open path from keyboard
        bcs quit exit with error
        sta keypath save keyboard path number
        puls x retrieve parameter pointer
findcmd lda ,x+ parameter character
        cmpa #$20 command name?
        beq findcmd no, look again
        leax -1,x point to command name
link stx cmdname save command name address
        clra any type or language
        pshs u save data pointer
        os9 $link link to module
        bcc saveaddr no error, continue
        cmpb #221 can't find in memory?
        bne quit quit with other error
        os9 $load else try to load module
        bcs cantfind prompt and quit on error
saveaddr stx headaddr save module header address
        stx pramaddr save command parameter address
        puls u retrieve data pointer
*****
* CREATE COMMAND PARAMETERS
*****
getvar clra standard input path
        ldy #100 maximum variable length
        leax buffer,u variable buffer
        os9 $readln read variable
        bcs quit branch on error
        cmpy #1 <ENTER>?
        lbeq noerr yes, terminate Rep
        tfr u,x command parameter buffer
        ldy pramaddr command line parameters
moveloop lda ,y+ get parameter character
        cmpa #'$ dollar sign?
        beq movevar yes, move variable to buffer
        sta ,x+ no, character to parameter buffer
        cmpa #10d end of parameters?
        beq display yes, display and execute command
        bra moveloop no, move next character
*
movevar pshs y save parameter pointer
        leay buffer,u variable buffer
varloop ldd ,y+ get variable characters
        sta ,x+ move one to parameter buffer
        cmpb #10d end of variable?
        bne varloop no, move another character
        puls y retrieve parameter pointer
        bra moveloop back to parameter move
*****
* DISPLAY AND EXECUTE COMMAND
*****
errbell bsr ringbell sound terminal bell
display ldx cmdname command name pointer
cmdloop bsr writeone character to screen
        ldx ,x+ check character
        cmpa #120 end of command name?
        bhl cmdloop no, print next character
        tfr u,x command parameters
pramloop bsr write parameter character to screen
        ldd ,x+ parameter characters
        cmpb #10d end of parameters?
        bne pramloop no, display next character
        tst keypath want pause and prompt?
        bne doprompt yes, do it
        leax cr,pcr no, carriage return
        bsr write go to next line
        bra fork execute command
*
ringbell leax missing,pcr error bell
writeone ldy #1 one character
        ldx #1 standard output path
        os9 $writln write to screen
        bcs passerr exit with error
        rts return
*
doprompt leax $ok,pcr permission prompt
        ldy $oklen length of prompt
        bsr write prompt to screen
        lda keypath keyboard input path
        leax buffer,u key input buffer
        ldy #1 one character
        os9 $read get answer to prompt
        bcs unlink exit with error
        leax cr,pcr carriage return
        bsr write go to next line
        lda buffer keyboard input character
        ora #20 make lower case
        cmpa #'n is it "n"?
        beq newvar yes, just get next variable
        cmpa #'y is it "y"?
        bne errbell no, error bell and reprompt
        ldd #100 type/lang, default data size
        ldx cmdname command name pointer
        ldy #200 maximum parameter size
        os9 $f$fork execute the command
        bcs unlink exit with error
        os9 $f$wait wait for command to finish
        tstb command pass an error?
        beq newvar no, get next variable input
        bsr ringbell yes, sound terminal bell
        cmpb #2 <BREAK>?
        beq unlink yes, quit
        os9 $f$perr print error number
        newvar lbra getvar get next variable
*****
* CHECK ERROR AND EXIT REP
*****
error cmpb #10eof end of the input file?
        bne unlink no, exit with error
        noerr clr b yes, clear error flag
        unlink ldu headaddr get module header address
        os9 $f$unlink unlink command module
        out os9 $f$exit quit Rep
```



```
*
ok      fcc      "? (y/n): "
oklen   equ      *-ok
*
*
Ten     emod
equ     *
end
```

Listing 2: MakeRep.b09

```
PROCEDURE MakeRep
0000      (* Generates the binary module rep *)
0025      (* Level I - change all /dd to /d0 *)
004A      DIM path,byt:BYTE
0055      DIM count:INTEGER
005C      PRINT "Creating rep . . ."
0073      CREATE #path,"/dd/cms/rep":WRITE
008A      FOR count=1 TO 416
009B          READ byt
00A0              PUT #path,byt
00AA      NEXT count
00B5      CLOSE #path
00BB      PRINT
00BD      SHELL "attr /dd/cms/rep e pe"
00D7      END
00D9      DATA 135,205,1,160,0,13,17,129,137,0,123,2,195,82,101,240
0100      DATA 3,40,99,41,149,57,56,57,32,83,46,66,46,71,111,108,100
0144      DATA 98,101,114,103,42,42,42,32,67,97,110,39,116,32,102
0178      DATA 105,110,100,32,99,111,109,109,97,110,100,58,32,7,42
01A9      DATA 42,42,42,32,77,105,115,115,105,110,103,32,36,13,47
01DA      DATA 116,101,114,237,48,140,232,95,32,24,48,140,201,16,142
020B      DATA 0,26,23,0,210,158,201,166,128,129,32,34,250,134,13
023C      DATA 167,130,158,201,16,142,0,100,23,0,189,22,1,12,52,16
0270      DATA 15,200,166,128,129,13,39,206,129,36,38,246,53,16,166
02A1      DATA 128,129,45,38,36,236,129,138,32,202,32,16,131,111,107
02D2      DATA 39,2,48,29,52,16,48,140,170,134,1,16,63,132,37,205
0306      DATA 151,200,53,16,166,128,129,32,39,250,48,31,159,201,79
0337      DATA 52,64,16,63,0,36,9,193,221,38,179,16,63,1,37,143,223
036E      DATA 205,159,203,53,64,79,16,142,0,100,40,201,0,207,16,63
03A2      DATA 139,37,154,16,140,0,1,16,39,0,165,31,49,16,158,203
03D6      DATA 166,160,129,36,39,8,167,128,129,13,39,22,32,242,52
0407      DATA 32,49,201,0,207,236,160,167,128,193,13,38,248,53,32
0438      DATA 32,224,141,32,158,201,141,32,166,128,129,32,34,248
0466      DATA 31,49,141,26,236,128,193,13,38,248,13,200,38,24,48
0497      DATA 141,255,36,141,10,32,58,48,141,255,13,16,142,0,1,134
04CB      DATA 1,16,63,140,37,23,57,48,140,84,16,142,0,9,141,239,150
0502      DATA 200,48,201,0,207,16,142,0,1,16,63,137,37,55,48,141
0536      DATA 254,244,141,218,150,207,138,32,129,110,39,33,129,121
0564      DATA 38,164,204,0,1,158,201,16,142,0,200,16,63,3,37,23,16
059B      DATA 63,4,93,39,9,141,176,193,2,39,11,16,63,15,22,255,73
05D2      DATA 193,211,38,1,95,222,205,16,63,2,16,63,6,63,32,40,121
0609      DATA 47,110,41,58,32,231,75,212
```

PCM

The Premier Personal Computer Magazine for Tandy Computer Users

Covering the Complete Line of Popular Tandy MS-DOS and Portable Computers

Call (502) 228-4492 for information; (800) 847-0309 for VISA/MC/AMEX orders
PCM is a registered trademark of Falsoft, Inc.

EDUCATIONAL PROGRAMS FOR THE TANDY (RADIO SHACK) COLOR COMPUTER 2 & 3 32K DISK OR CASSETTE

A BIBLE ADVENTURE!

An exciting, non-graphic 32K adventure based on the Bible.

BIBLE SCRIPTURES

Quizzes on important Bible Scriptures.

ALSO, other quizzes on the Bible, PLUS programs on Vocabulary, Word Usage, Spelling, and Math.

Instructional, Informative, Neat, Colorful, With Block Graphics and Pleasing Sound
Bible Programs \$12.00 - Instructional Programs \$10.00
Both sets for \$19.00

Complete Instructions and Information Included!

To Order, send check or money order to:

Sebastian LaSpada
531 Main Street
Dunkirk, New York 14048

For Information, Call (716) 366-5261

Educational Fun for the Entire Family!



NEW FOR OS-9!

CoCoPRO! Solitaire for OS-9! An all-new game package! Written in 100% ML, this is the fastest solitaire game around! Includes regular and Klondike variations, options for large or small cards, and source code! Req. OS9 lv 2, joystick or mouse. Regularly \$17.95...intro special only \$12.95!



Accounting Level 2! A comprehensive personal/small biz package! Supports up to 100 accounts w/menu of most common payees, account & ledger printouts, cashflow statements (w/graphs), tracking of tax/GST paid, recurring payments, & more! Req. basic acct. knowledge, OS9 lv 2, joystick or mouse. Regularly \$49.95...intro special only \$34.95!

QuickLetter OS-9! No bells, few whistles...QuickLetter OS-9 is designed for quick and easy correspondence and small documents, without the hassles, steep learning curves, and higher price of full-blown wordprocessors! Req. OS9 lv 2, printer. Regularly \$27.95...intro special only \$19.95!



Add \$4 US or \$5 Foreign shipping. COD (US only) \$4 additional.

COCOPRO!
PO BOX 763 YPSILANTI, MI 48197

Orders- 313.482.8128
Others- 313.481.3283
10 AM-6:30 PM EDT M-F

Feature Program

Open the Drawer On Inventory

The term *inventory* often brings to mind images of stock clerks running from shelf to shelf, perhaps with those fancy calculators strapped to their legs, counting every product in sight. But not all inventories are so complex (nor so simple). For small-business and personal use (valuable items in the home, collectibles, etc.), such a major production is out of place. This is one of the reasons I wrote the *Electronic File Cabinet (EFC)*.

```
6030 OPEN "I",#-1,N$
6050 IF EOF(-1) THEN 6080
6060 IF Y<4 THEN INPUT#-1,A$(X,Y)
) ELSE INPUT#-1,A(X,Y)
7630 OPEN "O",#-1,N$
7650 IF Y<4 THEN PRINT#-1,A$(F,Y)
) ELSE PRINT#-1,A(F,Y)
```

Figure 1: Cassette Modifications

EFC works on any CoCo with at least 16K and Extended BASIC. The program supports a disk drive or cassette (after a few minor modifications, described below), and use of a printer is optional.

Before using *EFC*, it is important that you understand a few terms and how they relate to one another. In *EFC*'s parlance, a *record* is equivalent to a drawer in a file cabinet, and a *file* is the same as a folder in that drawer. (These are different definitions than those used by some other data-management systems.) The description, serial number, model number, etc. are the items (called *fields*) that go in the folder. Given this approach, a disk is viewed as the whole cabinet, which holds many drawers (records), each with a unique Disk BASIC filename.

When you run *EFC*, you'll see a prompt asking if you want to view/update an old record or create a new one. An "old" record is one that is already saved on disk. If you are running *EFC* for the first time, you'll have to create a new record, so press N, then enter an eight-character (max) legal filename for the record when prompted. You'll then be asked to enter the various fields for each file in the record. Press ENTER by itself to exit the file-entry routine.

After an old record has been loaded from disk (or tape) or a new one entered from the keyboard, it can be viewed, updated or printed. A menu of options appears on the bottom half of the screen. You can Edit, Delete or Add a file; Print, Save or Load a complete record; or Exit the program.

You can scroll through the files in memory using the up and down arrow: the up arrow key takes you to the previous file, and the down arrow moves you to the next file in the record.

To enter the Edit mode, press E. An arrow appears on the top half of the screen, allowing you to select the field you want to edit. When the arrow is pointing to the appropriate field, press ENTER and enter the new information. To exit the Edit mode, press the space bar.

To add a file to the end of the record, press A, or to delete the file currently displayed, press D. To print all the files in the record, press P.

Modifications

As written, *EFC* saves and loads data using sequential-access disk files. To convert the program for use with a cassette-based system, make the modifications outlined in Figure 1.

Shop Talk

Electronic File Cabinet is a basic inventory program — most RAINBOW readers have seen them before. What really sets *EFC* apart from most other inventory programs are its methods of operation and upside-down structure.

The most commonly used approach to getting input into a BASIC program is with the INPUT command. INPUT waits for the user to type a string of characters and press ENTER. But if the user enters data that doesn't meet certain standards, the computer forces him to try again. For example, if a user enters a name of fifteen characters at a program prompt that expects a string of only ten characters, he would have to retype the entry — a real pain for hunt-and-peck typists.

EFC doesn't contain a single INPUT statement. Instead, the program uses a subroutine I call the Limited Inputter to receive data from the keyboard.

This subroutine uses the INKEY\$ command to scan the keyboard. When a key is pressed, its "value" is added to the total of characters

| Data Variables | |
|----------------------------|---|
| N\$ | Record name |
| A\$(1,1) | Description of File #1 |
| A\$(1,2) | Serial No. of File #1 |
| A\$(1,3) | Model No. of File #1 |
| A\$(1,4) | Amount owned of File #1 |
| A\$(1,5) | Value of File #1 |
| A\$(2,1) | Description of File #2 |
| etc. | |
| Limited Inputter Variables | |
| C, B | Location of input |
| T\$ | Total input |
| W\$ | Letter printed on screen |
| I\$ | INKEY\$ variable |
| A | Print location of prompt |
| Z | Maximum length of input |
| Edit-Routine Variables | |
| L | Print location |
| P | Keeps track of location and of what to edit |
| PS | Arrow |
| IN\$ | INKEY\$ variable |

Figure 2: Variable Dictionary

this subroutine for all its input. To see what function each variable performs, refer to the variable dictionary in Figure 2.


To use this subroutine in your own program, print the input prompt at a specified location using a PRINT@ command. Then assign that print location to Variable A, and the maximum input length to Variable Z. Finally, have the program jump to the Limited Inputter subroutine. For example,

```
PRINT@20, "WHAT IS YOUR NAME?":A=17:Z=15:GOSUB 1000:NAME$=T$,
```

first prints the prompt WHAT IS YOUR NAME? at Screen Location 20. After assigning variables A and Z, control is transferred to Line 1000 (the location of the subroutine). The subroutine moves the print location 15 spaces to the right (Line 1030) and prints 15 periods (Line 1040) designating how much room the user has for input. After ENTER is pressed, the program returns to the point directly after the GOSUB command, where it assigns the variable NAME\$ to whatever the user entered.

As far as program structure is concerned, *EFC* is "upside down." That is, the beginning of the program is at the bottom, and the most-used subroutines are at the top. This speeds up program operation since the computer starts searching for a subroutine at the top and works down. Putting the less-frequently used program parts at the bottom requires the computer to do far less searching.

Daniel Doner wrote EFC as a junior in high school — he is now a graduate student in mechanical engineering at Colorado State and is studying artificial intelligence. He is married and enjoys reading and flying. He may be contacted at 818 Foxtail Street, Fort Collins, CO 80524, (303) 490-1613. Please include an SASE when requesting a reply.



already pressed. If the left (back) arrow is pressed, the last key pressed is subtracted. If you enter more characters than allowed for, the program simply ignores you and waits for you to press ENTER. *EFC* uses

```
16K Disk
The Listing: ECABINET
1 *ELECTRONIC CABINET
2 *BY DANIEL D. DONER
3 *COPYRIGHT (C) 1992
4 *BY FALSOFT, INC.
5 *RAINBOW MAGAZINE
10 GOTO 10440
1000 '
1010 ' LIMITED INPUTTER
1020 '
1030 C=15+A:T$="":B=C
1040 PRINT@C,STRING$(Z,".")
1050 PRINT@B,"#":
1060 I$=INKEY$:IF I$="" THEN 1060
1065 IF ASC(I$)=8 AND B>C THEN P
PRINT@B-1,".":B=B-1:T$=LEFT$(T$,
LEN(T$)-1):GOTO 1050 ELSE IF ASC
(I$)=21 THEN B=C:T$="":GOTO 1040
ELSE IF ASC(I$)=13 THEN RETURN
1070 IF B=C+Z THEN 1060
1080 W$="":T$=T$+I$
1090 W$=W$+I$:PRINT@B,W$:IF B<
+Z THEN B=B+1
1100 GOTO 1050
2000 '
2010 ' PRINT DATA
2020 '
2030 Y=1
2040 CLS
2050 PRINT@5,"RECORD NAME: ":N$:
PRINT@28,"#":I:
2060 PRINT@32, STRING$(32,131);
2070 PRINT@67,"DESCRIPTION: ":P
RINT@67+13,A$(I,Y):Y=Y+1
2080 PRINT@99,"SERIAL NO. ":PR
INT@99+13,A$(I,Y):Y=Y+1
2090 PRINT@131,"MODEL: ":PRINT@
131+13,A$(I,Y):Y=Y+1
2100 PRINT@163,"NO. OWNED: ":PR
INT@163+12,A(I,Y):Y=Y+1
2110 PRINT@195,"VAL OF EACH: ":
PRINT@195+12,A(I,Y):Y=Y+1
2120 PRINT@224,STRING$(32,131);
2130 PRINT@260,"TOTAL VALUE: ":
PRINT USING"$$$###.##":A(I,4)*
A(I,5)
2140 PRINT@323,"<E> - EDIT <S
> - SAVE"
2150 PRINT@355,"<L> - LOAD <D
> - DELETE"
2160 PRINT@387,"<A> - ADD <X
> - EXIT"
2165 PRINT@419,"<P> - PRINT"
2170 '
2180 ' FILE SELECT
2190 '
2200 IN$=INKEY$:IF IN$="" THEN 2
200 ELSE IN=ASC(IN$)
2210 IF IN=94 AND I>=2 THEN I=I-
1:GOTO 2000 ELSE IF IN=10 AND I<
X THEN I=I+1:GOTO 2000 ELSE IF I
N=69 THEN GOSUB 4000:GOTO 2000 E
LSE IF IN=65 THEN GOSUB 10250:GO
TO 2000 ELSE IF IN=88 THEN GOSUB
10140:GOTO 2000
2220 IF IN=83 THEN GOSUB 7000:GO
TO 2000 ELSE IF IN=76 THEN GOSUB
6000 ELSE IF IN=68 THEN GOSUB 1
0000:GOTO 2000 ELSE IF IN=80 THE
N GOSUB 8000:GOTO 2000 ELSE 2200
4000 '
4010 '
4020 ' EDIT ROUTINE
4030 '
4040 L=64:P=1
4050 PRINT@L,P$:
4054 PRINT@429,"EDIT ":
4055 PRINT@450,"USE UP-DOWN ARRO
WS TO SELECT"
4056 PRINT@489,"<SPACE> TO EXIT"
```



```

;
4060 IN$=INKEY$:IF IN$="" THEN 4
060 ELSE IN=ASC(IN$)
4070 IF IN=94 AND P>1 THEN L=L-3
2:P=P-1 ELSE IF IN=10 AND P<-4 T
HEN L=L+32:P=P+1 ELSE IF IN=32 T
HEN RETURN ELSE IF IN=13 THEN 41
10 ELSE 4060
4080 IF L>64 THEN PRINT@L-32,"
";
4090 IF L<192 THEN PRINT@L+32,"
";
4100 GOTO 4050
4110 IF P=1 THEN A=65 ELSE IF P=
2 THEN A=97 ELSE IF P=3 THEN A=1
29 ELSE IF P=4 THEN A=161 ELSE I
F P=5 THEN A=193
4120 IF P<4 THEN Z=15 ELSE IF P>
4 THEN Z=6 ELSE Z=4
4130 GOSUB 1000
4140 A$(I,P)=T$:IF P=1 AND A$(I,
P)="" THEN 4120 ELSE IF P>3 THEN
A(I,P)=VAL(A$(I,P)):IF P=4 AND
A(I,P)<1 OR P=5 AND A(I,P)<.01 T
HEN 4120 ELSE A(I,6)=A(I,5)*A(I,
4)
4150 RETURN
5910 '
5920 ' LOAD DATA FROM DISK
5930 '
6000 CLS
6010 PRINT@96,"RECORD NAME TO LO
AD:";Z=8:A=102:GOSUB 1000
6020 N$=T$:IF VAL(LEFT$(N$,1))>0
OR N$="" THEN 6010
6030 OPEN "I",#1,N$
6040 FOR X=1 TO 51:FOR Y=1 TO 5
6050 IF EOF(1) THEN 6080
6060 IF Y<4 THEN INPUT#1,A$(X,Y)
ELSE INPUT#1,A(X,Y)
6070 NEXT Y,X
6080 CLOSE
6090 I=1:X=X-1:GOTO 2000
7000 '
7010 ' SAVE DATA- NAME CHECK
7020 '
7040 PRINT@448,"IS ""N$"" CORR
ECT NAME?":PRINT@480,"(Y/N) ""
7050 IN$=INKEY$:IF IN$="" THEN 7
050
7060 IF IN$="N" GOSUB 7500 ELSE
IF IN$="Y" GOSUB 7600:RETURN EL
E IF IN$<>"Y" THEN 7050
7070 GOTO 7040
7500 PRINT@448,STRING$(45,32)::P
RINT@448,"CORRECT NAME: "";Z=8:A
=451:GOSUB 1000
7510 N$=T$:IF N$="" OR VAL(LEFT$
(N$,1))>0 THEN 7500 ELSE RETURN
7590 '
7600 ' SAVE
7610 '
7620 PRINT@448,STRING$(40,32)::P
RINT@461,"SAVING"
7630 OPEN "O",#1,N$
7640 FOR F=1 TO X:FOR Y=1 TO 5
7650 IF Y<4 THEN PRINT#1,A$(F,Y)
ELSE PRINT#1,A(F,Y)
7660 NEXT Y,F
7670 CLOSE:RETURN
8000 '
8010 ' PRINT ON PAPER
8020 '
8030 PRINT@457,"PRINT: SURE ?"
8040 IN$=INKEY$:IF IN$="" THEN 8
040
8050 IF IN$="N" THEN RETURN ELSE
IF IN$<>"Y" THEN 8040
8060 PRINT@449,"ALIGN PAPER-> P
RESS <ENTER>";-LINE INPUT IN$
8070 PRINT#-2:PRINT#-2:PRINT#-2,
"RECORD: ";N$
8080 PRINT#-2,"DESCRIPTION";TAB(
23)"SERIAL#";TAB(38)"MODEL";TAB(
51)"NO.";TAB(60)"VALUE";TAB(68)"
TOTAL VALUE"
8085 PRINT#-2,STRING$(79,"-")
8090 FOR I=1 TO X
8100 PRINT#-2, A$(I,1);TAB(17) A
$(I,2);TAB(35) A$(I,3);TAB(52) A
(I,4);PRINT#-2, TAB(59);PRINT#
-2,USING"$$$###,##";A(I,5);PRIN
T#-2,TAB(68);PRINT#-2,USING"$$$#
###,##";A(I,4)*A(I,5)
8110 NEXT I
8120 RETURN
    
```



Save Money Too!

Subscribe to these convenient services and receive each month's programs in a ready-to-run form. No more long tedious hours wasted typing! No more red eyes and sore fingers! All you do is load and run, using the current issue of THE RAINBOW as documentation.

OS-9 programs are available too! One side of the RAINBOW ON DISK is formatted for the OS-9 operating system (OS-9 programs cannot be put on tape) so you can get all the great programs in the magazine.

A one-year subscription to THE RAINBOW and RAINBOW ON TAPE is only \$91 in the U.S., \$108 in Canada, \$153 foreign surface rate and \$188 foreign airmail.

A one-year subscription to THE RAINBOW and RAINBOW ON DISK is only \$115 in the U.S., \$138 in Canada, \$183 foreign surface rate and \$218 foreign airmail. U.S. currency only. Back issues of both RAINBOW ON TAPE and RAINBOW ON DISK are also available! (see our back issue ad in this issue)

RAINBOW ON TAPE back issues are available beginning with the April 1982 issue. A single copy of RAINBOW ON TAPE is \$10 within the U.S., \$12 in all other countries. The annual subscription for RAINBOW ON TAPE is \$80 within the U.S.; \$90 in Canada; and \$105 for all other countries. U.S. currency only.

RAINBOW ON DISK back issues are available beginning with the October 1986 issue. A single copy of RAINBOW ON DISK is \$12 within the U.S., \$14 in Canada, \$16 in all other countries. The annual subscription for RAINBOW ON DISK is \$99 within the U.S.; \$115 in Canada; and \$130 for all other countries. U.S. currency only.

Yes! Sign me up for a joint 1-year subscription (12 issues) to:

THE RAINBOW and Rainbow on Tape THE RAINBOW and Rainbow on Disk

New Renewal (attach labels)

Name _____

Address _____

City _____

State _____ Zip _____

My check in the amount of _____ is enclosed.

Charge to: VISA MasterCard American Express

Account Number _____

Expiration Date _____ Signature _____

For credit card orders, call (800) 847-0309, 9 a.m. to 5 p.m. EST. All other inquiries call (502) 228-4492.

* Payment must accompany order; we do not bill. U.S. currency only, please. Kentucky residents add 6% sales tax; Canadian residents, 7% GST. Please allow 6 to 8 weeks for delivery of first copies. All subscriptions begin with the current issue.

Please note: While group purchases of RAINBOW ON TAPE and RAINBOW ON DISK are permitted (and multiple subscriptions are even discounted if purchased in one order from a club), no license to make copies is conveyed or implied. Unauthorized copying of any copyright product is strictly illegal.

Over \$600 in software Free!

NO CATCH GIVEAWAY. We at CoCoPRO! are eager to meet new friends who use CoCos, and can think of no better way to make them than by **giving away** this fabulous collection of software to one lucky person...and that lucky person **could be you!**

EASY TO ENTER. Simply send a postcard or letter with your name, complete address, telephone number, a brief description of your hardware setup, and indicate whether you use RSDOS, OS9, or both. **Entries must be received by July 15, 1992.** One entry per household. On or about July 15, a representative of accounting firm Baker & Assoc. will draw one lucky winner from all entries meeting the above criteria...and **that winner could be you.**

THE PRIZE PACKAGE. OS-9 Lv. 2 Development System, Simply Better, Newspaper09, NewsART09, NewsFONTS, V-Term, Disk Manager Tree, Tools II, Lv. II Tools, Presto Partner, Multi-Menu, Zapper, Carmen SanDiego, OS9 Lv 2 BBS, FlightSim II, CoCoPRO! Solitaire. All require a CC-3, some require OS-9 lv 2.

Send entries to: **COCO PRO!**
PO Box 763 Ypsilanti, MI 48197

Entries not containing all requested information, or not received on or before July 15, 1992, may be disqualified.

Do You Rest Easy at Night?



THE RAINBOW is the only publication that offers peace of mind to CoCo users. Members of the CoCo Community have always looked to THE RAINBOW for comfort — hints, tips, the latest news and communication with others — for their Tandy Color Computers.

THE RAINBOW continues to serve and support CoCo users, from beginners to the advanced, by covering the wide variety of topics affecting the CoCo Community. Looking for games? Telecommunications packages? Finance programs? Interested in helpful utilities? Hands-on hardware projects? Want to take the guesswork out of buying software and hardware? From Disk BASIC to OS-9, THE RAINBOW has the answers to all your CoCo questions.

Get rid of your nightmares by renewing your subscription today. THE RAINBOW — the best security blanket for a good night's rest.

Use our 800 number!

For credit card orders, you may phone in your subscription. Our credit card order number is (800) 847-0309, 9 a.m. to 5 p.m. EST. We accept VISA, MasterCard and American Express. All other inquiries call (502) 228-4492.

Yes! Please send me RAINBOW Magazine.

- Choose one: New Renew (attach label)
 One Year \$31 — 35% off cover price
 Two Year \$58 — 39% off cover price
 One Year \$79 — 44% off cover price

Which Tandy Color Computer do you use?
 CoCo 1 CoCo 2 CoCo 3

Name _____

Address _____

City _____ State _____ ZIP _____

My check in the amount of _____ is enclosed.

Charge to: VISA MasterCard American Express

Account Number _____

Expiration Date _____ Signature _____

Subscriptions to THE RAINBOW are \$31 a year in the United States. Canadian rate is \$38 plus 7% GST (U.S. funds only). Surface rate elsewhere is \$68 (U.S.). Non-U.S. subscribers must inquire about multi-year discount. Airmail is \$103 (U.S.). Kentucky residents add 6% sales tax. All subscriptions begin with the current issue. Please allow 6 to 8 weeks for the first copy. In order to hold down non-editorial costs, we do not bill.

For credit card orders, call (800) 847-0309, 9 a.m. to 5 p.m. EST. All other inquiries call (502) 228-4492.

```

10000 '
10010 ' DELETE DATA
10020 '
10030 PRINT@457,"DELETE (Y/N)?"
10040 IN$=INKEY$:IF IN$="" THEN
10040 '
10050 IF IN$="N" OR X<1 THEN RET
URN ELSE IF IN$<>"Y" THEN 10040
10060 FOR C=1 TO X:FOR Y=1 TO 5
10070 A$(C,Y)=A$(C+1,Y):A(C,Y)=A
(C+1,Y)
10080 NEXT Y,C
10090 X=X-1:IF I>1 THEN I=I-1
10100 RETURN
10110 '
10120 ' END
10130 '
10140 CLS:PRINT@237,"STOP!"
10150 PRINT@293,"ARE YOU SURE YO
U WANT"
10160 PRINT@326,"TO DO THIS ? (Y
/N) "
10170 IN$=INKEY$:IF IN$="" THEN
10170 '
10180 IF IN$="Y" THEN END ELSE I
F IN$="N" THEN 2000 ELSE 10170
10190 END
10200 '
10210 ' INPUT DATA
10220 '
10230 CLS
10240 PRINT@131,"RECORD NAME: ":
:A=131:Z=8:GOSUB 1000:N$=T$:IF N
$="" OR VAL(LEFT$(N$,1))>0 THEN
10240 '
10250 CLS
10260 X=X+1:Y=1:IF X>50 THEN RET
URN
10270 PRINT@6,"PRESS <ENTER> TO
QUIT"
10280 PRINT@64,"DESCRIPTION: ":
A=64:Z=15:GOSUB 1000:A$(X,Y)=T$:
IF A$(X,1)="" THEN I=X-1:X=X-1:R
ETURN
10290 PRINT@6,STRING$(21,32)
10300 Y=Y+1
10310 PRINT@96,"SERIAL NO.: ":A
-96:Z=15:GOSUB 1000:A$(X,Y)=T$
10320 Y=Y+1
10330 PRINT@128,"MODEL: ":A=128
:Z=15:GOSUB 1000:A$(X,Y)=T$
10340 Y=Y+1
10350 PRINT@160,"NO. OWNED: ":A
=160:Z=4:GOSUB 1000:A$(X,Y)=VAL(T
$):IF A$(X,Y)<1 THEN 10350
10360 Y=Y+1
10370 PRINT@192,"VALUE OF EACH:
":A=192:Z=6:GOSUB 1000:A$(X,Y)=
VAL(T$):IF A$(X,Y)<.01 THEN 10370
10380 A(X,Y+1)=A(X,Y)*A(X,Y-1)
10390 GOTO 10250
10400 '
10410 ' INTRODUCTION
10420 '
10430 '
10440 CLS:CLEAR 1000:DIM A$(50,6
),A(50,6):P$=""=>"
10450 PRINT@97,STRING$(29,131):P
RINT@97,CHR$(138):PRINT@129,CHR
$(138):PRINT@161,CHR$(138):PRI
NT@162,STRING$(28,140):PRINT@12
5,CHR$(133):PRINT@157,CHR$(133)
:PRINT@189,CHR$(133):
10460 PRINT@130,"THE ELECTRONIC
FILE CABINET":
10470 PRINT@266,"BY DAN DONER"
10480 PRINT@324,"NEW RECORD OR O
LD RECORD":PRINT@364,"(N/O) ?"
10490 IN$=INKEY$:IF IN$="" THEN
10490 '
10500 IF IN$="O" THEN GOSUB 6000
:GOTO 2000 ELSE IF IN$="N" THEN
GOSUB 10200:GOTO 2000 ELSE 10490
    
```



Send Us Fifty Bucks. Choose a bundle. Save a bundle! Easy enough?

Prices good on orders received by August 15, 1992

Bundle #1: Simply Better & V-Term. The most full-featured CoCo-3 word processor, and the top terminal program!
 Regular price: \$69.90 **Save \$19.90!**

Bundle #2: Disk Manager Tree, Multi-Menu, Zapper. View, create, delete, copy files with single keystrokes! Create your own pop-down menus easily! Patch commands, fix disks, save lost files! Req. 512k CC3, OS9 lv 2. Multi-Menu requires Multivue.
 Regular price: \$69.85 **Save \$19.85!**


Bundle #3: Data Windows & Data Merger Complete database and mailmerge package for OS9 Lv 2. Speedy and user-friendly! Takes an innovative approach to database handling by manipulating data using windows, making database display much more attractive and handling of data much easier. Also includes mailmerge for easy creation of form letters, custom address labels, and more! Req. 512k CC3, OS9 Lv 2.
 Regular price: \$79.90 **Save \$29.90!**

Bundle #4: OS9 lv 2 BBS, Presto-Partner, Solitaire. Complete BBS system comes ready-to-use, but is easily customizable. Has ANSI graphics, X/YModem transfers, unlimited message bases. PP includes RAM-resident phonebook, notepad, calculator, alarm, clock, macros, & more! See our other ad for Solitaire info.
 Regular price: \$77.85 **Save \$27.85!**

Add \$4 US or \$5 Foreign shipping. COD (US only) \$4 additional.

COCO PRO!
 PO BOX 763 YPSILANTI, MI 48197

Orders-313.482.8128
 Others-313.481.3283
 10 AM-6:30 PM EDT M-F



from a backup of your master disk and issue these commands, pressing ENTER after each:

```
modpatch
l dd
c 14 03 00
c 18 23 28
c 19 00 01
v
l d0
c 14 03 00
c 18 23 28
c 19 00 01
v
l d1
c 14 03 00
c 18 23 28
c 19 00 01
v
CTRL-BREAK
```

This modifies the dd, d0 and d1 descriptors for 40-track, double-sided drives stepping at 6 milliseconds. Note that when you enter v to update the module CRC, the cursor stays on the same line — keep typing the remainder of the commands. The last line means to press CTRL and BREAK simultaneously to exit modpatch. After you've made these changes, insert a blank disk in Drive /d1 and issue the command:

```
format /d1 r 2 '40' "OS-9 Boot Disk"
```

This formats a 40-track double-sided disk with OS-9 Boot Disk as the volume label. After the disk is formatted and you get the OS9: prompt back, enter:

```
cobbler /d1
```

This command stores the OS-9 Kernel on

Track 34 and creates the file OS9boot on the disk in Drive /d1.

The final step is to copy all the files on the old boot disk to the new boot disk. The easiest way to do this is to use dsave. With the old boot disk in Drive /d0 and the new boot disk in Drive /d1, enter:

```
chd /d0
dsave /d0 /d1 ! shell
```

Ordinarily, dsave generates the commands necessary for copying all the files from one disk to another, but does not actually copy the files. For this reason, the output of dsave is piped to the input of shell in the above command line (this is what the exclamation point means), so all the commands generated by dsave are executed immediately. Once this process has finished, you'll have a 40-track, double-sided boot disk — you may also want to copy basic09, runb, gfx2, inkey and syscall from the BASIC09/Config disk onto the new boot disk.

In Search of Software

In the August issue of OS-9 Hotline, you responded to Mr. Pratt's letter with some good information for sources of serious applications. You also mentioned The OS-9 Sourcebook from Microware. I cannot find an address for Microware anywhere. Can you tell me how to get in touch with them? I would like to obtain a copy of this book.

George Ramsower III
San Antonio, Texas

a You can contact Microware by calling (515) 244-1929 or by writing

Microware Systems Corporation
1900 Northwest 114th Street
Des Moines, IA 50322

Obtaining the Cursor Position

Many times while using BASIC09 I have come across the need to get the current cursor position while in a program. After studying the OS-9 manual and reading many articles, I cannot find a way to do this. Is there a system call or some other way that I can get the current cursor position? Also, is there a way of simulating the HSTAT command in BASIC so I can make a program read what is printed on the screen, aside from directly peeking the screen's address? Any help would be most appreciated.

Aaron Yates
Richmond, Virginia

a If you are using a VDG graphics screen, you can use the \$S.DStat get-status call to obtain the position of the graphics cursor, the address of the graphics screen, and the color code of the pixel at the cursor address. For a VDG text screen, you can use the \$S.Cursor get-status call to obtain the character code of the character at the current cursor position, and the position of the cursor. Unfortunately, no similar system calls exist to obtain the current cursor position for windows.

The Nil Devices

What are nildrv.dr and nil.dd that come with the Development System? I can't find them in the manual and all the help message tells you is that they "... are usually used for redirection."

Michael Wright
Nacogdoches, Texas

a The /nil device is what I affectionately refer to as "OS-9's great bit bucket." Any data you send to /p magically appears on the printer, and any data you send to /term magically appears

Configuring a new Boot Disk

I upgraded my CoCo 3 to 512K and added a second disk drive. I also purchased OS-9 and am having great difficulty configuring a working system disk to support the double-sided drives.

I am able to boot OS-9 and run config, and go through the steps to create a new boot disk. When choosing the device descriptors, I select d0_40d, d1_40d and ddd0_40d. After I finish selecting the descriptors, I get the message:

```
Use (CAUTION): OS9GEN </devname>
[-s] ...
reads (stdin) pathnames until
EOF,
merging paths into new OS9Boot f
ile.
-s=single drive operation
ERROR #215
```

Here everything comes to a screeching halt and I get the OS9: prompt. I have gone through every issue of THE RAINBOW since February 1989 and read everything on OS-9 in those issues. I have The Complete Rainbow Guide to OS-9 Level II and The BASIC09 Tour Guide.

David Bakker
Hamilton, Michigan

a If the only modification you want to make is to change the disk descriptors to use 40-track double-sided drives, it may be easier (and faster) to patch the descriptors in memory and use cobbler to save the changes. To do this, boot OS-9

40 NEW GRAPHIC DISKS!

Our three graphic sets (10 disks each set) were so popular, we've added 4 more!



Every order includes Macpaint - an excellent graphics editor. Graphic pictures are Coco Max compatible.

Prices: \$20 per 10 disk set 3 or more sets - \$15 each
Special: All 7 sets - \$90

| | | | |
|--------------------------------------|---|---|---|
| Set #1 Clipart Animals More | Set #2 Celebrities Cartoons More | Set #3 R-Rated Women Adults Only | New Sets 4,5,6,7 Each set has a variety of: Business Clipart, Grin Graphics, Sports, Special Events Plus much more! |
|--------------------------------------|---|---|---|

Mail To: Name _____
Address _____
City _____ State _____ Zip _____
Credit Card # _____
Expiration _____ Total \$ _____
Please Circle Graphic Disk Sets 1 2 3 4 5 6 7

T&D Subscription Software
2490 Miles Standish Drive
Holland MI 49424
(616) 399-9648
Fax: (616) 396-2744

Burke & Burke
P.O. Box 733 Maple Valley, WA 98038
U.S. ORDER DESK: (800) 237-2409
INT'L & TECHNICAL: (206) 432-1814

See you at
CoCo Fest
92!

RUN OS9 LEVEL 2 VISIBLY FASTER - GET A \$29.95 POWERBOOST FROM BURKE & BURKE!

You can see the difference in OS9 Level 2 when you install the PowerBoost kit from Burke & Burke. It includes the amazing Hitachi HD63B09E microprocessor, a 100% compatible high-performance replacement for your CoCo 3' MC68B09E. Using the HD63B09E's added registers and high-speed instruction set, block moves and other functions are up to 4x as fast! The PowerBoost kit includes Burke & Burke's PowerBoost software, which modifies your OS9 Level 2 operating system for faster multi-tasking, graphics, and disk I/O when using the HD63B09E. **SOLDERING IS REQUIRED TO INSTALL THE HD63B09E.**

PowerBoost (HD63B09E w/ Software for OS9) \$29.95

The 6309 Book by Chris Burke. This book describes the instruction set of the HD63B09E microprocessor, and gives assembly language examples that help you detect the high-performance processor and take advantage of its capabilities in your programs. Includes disk with OS9 Assembler / Disassembler / Debugger patches for HD63B09E. **REQUIRED 'ASM' ASSEMBLER, 'DEBUG' DEBUGGER, AND HD63B09E MICROPROCESSOR NOT INCLUDED.**

The 6309 Book (Includes disk with development tools for OS9) \$24.95

WORLD CLASS CHESS -- Use Cyrus Chess w/ Level 2 \$29.95*
FILE SYSTEM REPACK 1.1 -- Faster disk defragmenter \$29.95
*R. S. B. * -- Disk BASIC for Level 2 (BASICROM required). \$39.95*
EZGEN 1.09 -- Handy & powerful OS9 bootfile editor \$19.95
ZCLOCK - Continuous time / date display on Level 2 screen \$9.95
COCO XT -- Use PC hard drive w/ CoCo ! OS9 S/W incl. \$69.95
(Add \$30 for Real-Time Clock. Add \$20 for auto-boot ROM)

WA RESIDENTS ADD 8.2% SALES TAX. MasterCard & VISA accepted. U.S. COD's add \$3.75. Min. U.S. shipping \$4.00. Min. to Canada \$5.00. Please allow 2 weeks for delivery. Overnight or 2nd-day available for in-stock items. Software upgrades \$5.00 each w/receipt, including U.S. shipping.

Call or write for a free catalog of more exciting Color Computer products!

chandise, or (as another approach to your problem) you can pay them to turn it into an RS-232 pack. Then if you ever get a Multi-Pak Interface, Slot Pak or Y cable, you can use the converted pack with your modem to permit smoother operation and free the serial port for the printer.

On the 63B09E Front

Q I've heard about the Hitachi 63B09E (a CMOS version of the 68B09E) not merely emulating the 6809, but actually having considerably more registers and commands. Is this so? Where can I get one?

Dennis McMillian (COCOKIW)
Pittsburg, California

A Kevin Darling (DARLING) recently circulated on the CoCo mailing list a document of over a dozen pages written by Hirotsugu Kakugawa of the Graduate School of Engineering of Hiroshima University in Japan. This document (now available on Delphi in the Hardware Hacking database of the CoCo SIG and in the General topic area of the OS-9 SIG) details the "secret" features of the 6309. In summary, in addition to emulating the 6809, the 6309 operates as a low-power CMOS chip and is capable of cycle speeds of 3 MHz or more. The chip has these special properties:

- two 8-bit accumulators, one 8-bit register and one 16-bit register
- two modes of operation: 6809 emulation and native mode
- reduced execution cycles in native mode
- more instructions, including 16-bit-by-16-bit multiplication, 32-bit-by-16-bit division, more inter-register operations, bit-

manipulation instructions compatible with the 6801, and block-transfer operations

- error trapping of illegal instructions, including divide by zero

Details of the "secret" features are in large part explained in the document by Hirotsugu. A 63B09E can literally be dropped into a CoCo 3 (provided you've removed the original 68B09E chip and put a socket in its place). No other hardware modifications are needed. I'm told by Brother Jeremy (REVWCP) that you can order 63B09E's in quantity one from Summer Inc. in Illinois (708-991-8500).

Joystick Sticks

Q The vertical axis of my right joystick is stuck at a value of 25 when I read the joystick. The horizontal axis works fine, as do both axes of the left joystick. I read a long time ago that an LM3900 chip is used in the CoCo 1 joystick circuit, but I cannot find such a chip in the CoCo 3.

Also, my DMP-110 is behaving oddly. In self-test mode, it prints part of the top of each row of characters at the bottom of the character. Any suggestions?

Roy Wilson
El Reno, Oklahoma

A First swap the left and right joysticks to see whether the problem follows the joy-stick, or whether it stays with a given joy-stick port on the CoCo. If the problem is in the joystick, you have a bad joystick cable or a bad connection inside the joystick. Inside the joysticks are two 10,000-ohm potentiometers mechanically linked to the axes of motion. Look for a defective mechanical linkage. Use a standard ohmmeter to find breaks in the cable, a defective potentiometer or a broken wire

that should be connected to the potentiometer.

If the problem is with the CoCo 3 joystick port, get a schematic for the CoCo 3 (available in the Service Manual for the CoCo 3, which you can order through Radio Shack stores). Carefully check continuity from the joystick connector to IC7 (SC77526). This is a custom chip specific to the CoCo 3. (Tandy "drew" a line around much of the discrete components of the joystick and cassette circuitry of the CoCo 1, and stuffed it all into this one custom chip. If the problem is in a chip, it most likely is in this chip. This chip is available only from Tandy National Parts, if indeed it is still available at all.

As for the printer, I fear it is likely to be unreparable. Your problem sounds like a defect in the "computer" that lives inside the printer.

Bump Off the 6809

Q I accidentally bumped my disk controller when it was plugged into my Slot Pak and my CoCo 3. Now when the computer and that controller are used together, the drive just spins. It does not work. The disk controller appears to work fine when used with my spare CoCo 3. Any suggestions?

Charles Rempel
Plum Coulee, Manitoba
Canada

A It sounds like you have damaged the 68B09E chip in your CoCo 3. This often happens when a card is jostled in a Multi-Pak Interface or Slot Pak. The 68B09E chip must be removed. Destructive removal is best: Clip all pins and remove the chip, then use a soldering iron and needle-nose pliers to remove each pin from the circuit board. When finished, clean all

the holes with a solder sucker, install a 40-pin socket, and put a new 68B09E chip in it.

Drive Won't Format Disks

Q I have a Tandy FD-501 disk drive that reads and writes files but will not properly format diskettes. What is the problem, and how can I fix it?

Ben Culwell
Marion, Ohio

A This is a problem about which readers frequently write. Disk drives do not use the index pulse signal when reading and writing sectors (files). This signal is used only for writing entire tracks (formatting). Thus, your problem is with the index pulse, either in the drive, the cable or the controller card. On the FD-501 controller, the index signal (Pin 8 of the 34-pin connector) goes straight to the floppy-disk controller chip, although it is pulled High by a resistor. Some Delphi members have reported to me that on their controllers they found a short that was connecting Pin 8 of the 34-pin connector to ground, causing the problem you describe. To locate the problem, you need to use an ohmmeter (and perhaps an oscilloscope) to check the index-pulse circuit down the line. You may also want to swap a known good controller for the suspect one, and the same for your drive and cable (one at a time) to try to determine where the problem is.

Martin H. Goodman, M.D., a physician trained in anesthesiology, is a longtime electronics tinkerer and outspoken commentator — sort of the Howard Cosell of the CoCo world. On Delphi, Marty is the SIGop of THE RAINBOW's CoCo SIG. His non-computer passions include running, mountaineering and outdoor photography. Marty lives in San Pablo, California.

CoCo III Tool Kit

Disk Commands

Backup, Initialize, Directory, Verify, Compare, Search, Edit, Erase, Speed Test, Step Rate Test, Gran Table Analysis & Repair

File Commands

Archive, Copy, Kill, Rename, Erase, View, Edit, Print, Compare, Salvage, Search, Verify, Test Archive, Un-Archive, Xmodem Send/Rec.

Coco Tools is a comprehensive set of disk utilities, providing the most complete set of functions available for the standard R.S. DOS disk system. Comparable in scope and functionality to that of the famous utility available for MS-DOS computers "PC-TOOLS"!

Coco Tools provides fast and easy operation of standard DOS commands like Copy, Rename, Kill, Disk Initialize and Directory thru a consistent and easy to use interface. It provides easy visual selection of files, so multiple file operations can be carried out with very few keystrokes. Coco Tools is also the most Comprehensive Disk Repair program available, it Automatically diagnosis and repairs file allocation errors, locates corrupt directory information and cross linked files. It provides fast and easy recovery of deleted files without the drudgery normally associated with killed file recovery. It also does lightning fast disk I/O for fast Backup and Copying at speeds you thought only higher priced computers could perform. Coco Tools has multi-file Archiving, Un-Archiving and Test Archiving functions plus the ability to extract any selected group or individual files from a compressed file with easy visual file selection. And allows customizing of display colors, printer/Serial baud rate, Drive step rates and Directory sorting preference. Coco Tools requires a 128K CoCo III, 1 Disk drive and an 80 column display \$49.95

To order by VISA, MASTERCARD or COD
Call Toll Free 1-800-383-8529

(Monday thru Saturday, 8am to 5pm PST).

To order by mail, send check or money order for the amount of the program plus \$4.00 for shipping and handling to :

Cer-Comp Ltd.
5566 Ricochet Avenue
Las Vegas, NV 89110
702-452-0632

COCO FRIENDS DISK MAGAZINE

"The most exciting new product for the CoCo Since....?"



COCO FRIENDS DISK MAGAZINE (CFDM) is devoted exclusively to those who still enjoy running under RS Dos. The standard system needed to use CFDM is CoCo 3, RGB monitor, at least one disk drive, and the RS Dos which came with your CoCo 3.

CFDM is a monthly disk based publication which is produced on a "flipie" disk. When you "Run" the "magazine" side of CFDM, you'll be greeted with a beautiful cover picture by CoCo Friend James Gibbons. Pressing any key takes you to the magazine's colorful Main Menu. There you'll find 14 sections which are filled with entries. Sections included are: About CFDM; About this Issue; Active CoCo; Advertisements; CoCo Friends Art Gallery; Articles of the Month; Family Tree; Forum; From the Editor; Letters to the Editor; Potpourri; Programs of the Month; Reviews; and Question & Answers.

Next you will enter a Section and find a number of entries written by our CoCo Friends from all over the world. Each issue of CFDM contains from 60 to 80 entries. Some sections contain documentation about the many programs and graphics found on the "flip-side" of CFDM.

The "flip-side" or "program" side of CFDM is filled with contributions of wonderful programs and graphics from our many CoCo Friends! Each issue has from 2 to 4 hi-res pics and from 8 to 15 never-before-seen programs.

8 to 15 never-before-seen programs

The cost of CFDM is \$6 per issue or \$30 for a 6 issue subscription. Join us now for a lot of fun! If you're like me, there's never too many Friends around to enjoy a great time on the CoCo.

SEND CASH, CHECK OR MONEY ORDER TO:

RICK'S COMPUTER ENTERPRISE
(606) 787-5783
CODs Add \$2.50
P.O. BOX 276
LIBERTY, KY. 42539

Directory continued from Page 1

press ENTER, then enter the three-character extension.

C (Copy) — copies the selected file from one drive to another.

K (Kill) — erases the selected file from the disk directory.

S (Scan) — views the contents of the selected file onscreen. Scans ASCII and binary files, though file bytes with values less than 32 and greater than 127 are not displayed as characters. Warning: Attempting to scan CoCo Max III files will lock up the computer.

D (Drive) — selects a new drive. Also use this option to view a new disk in the same drive; just reselect the current drive.

X (Disk Name) — adds a name (up to 26 characters) to the disk. (I really hate pulling a disk out of the drive just to read its label.) The disk name, which can be changed at any time, is stored on Track 17, Sector 1 of the disk in the current drive. Some commercial software uses this area, as do some other system enhancement programs. If in doubt, use a disk editor to make sure this area is clear before proceeding. Warning: Do not attempt to name OS-9 disks with Directory Master. Press ENTER by itself to abort this option.

V (Directory) — lists the directory on a 32-column screen. This option is particularly useful when you need to see the standard directory information (file type, format and size).

Q (Quit) — exits Directory Master and

returns to BASIC. All system enhancements remain in effect, but Directory Master is removed from memory.

As implied above, several system enhancements are poked into memory when you first run Directory Master. These are described in the remarks imbedded in Listing 1, so I won't cover them here. But do take a look at them — you may find them suitable for use in other programs.

While Directory Master includes many Are You Sure? prompts, no fancy error trapping is provided by the program. If an error occurs, the program will abort much as if you had selected the Quit option.

Feel free to modify Directory Master to suit your needs. Ideas for enhancing the program include (you got it) better error trapping and arrow-key and/or joystick control. I would appreciate hearing your comments, suggestions and questions, and would like to see any modifications you make. I hope Directory Master is as helpful to you as it has been to me.

The Color Computer is currently Dwight Stegall's only hobby, although he has enjoyed operating CBs and amateur radio for several years. He has been a BASIC programmer for seven years. He may be contacted at 624 4th Avenue, East Moline, IL 61244. Please include an SASE when requesting a reply.

CoCo 3 Disk

Listing 1: DMASTER

```
1 'DISK MASTER
2 'BY DWIGHT L. STEGALL
3 'COPYRIGHT (C) 1992
4 'BY FALSOFT, INC.
5 'RAINBOW MAGAZINE
10 IFPEEK(33021)<50 THEN CLS:PRINT
THIS PROGRAM WILL NOT FUNCTION
WITHOUT THE COLOR COMPUTERS.":
PRINT: CLEAR200: NEW ELSEONERRGOTO
945: POKE41382,255: POKE41384,1
15 **** MAKE SYSTEM CHANGES
20 POKE41598,255: POKE41599,255: V
ERIFYON: POKE65496,0: POKE65344,0:
POKE65497,0: POKE41954,250
25 POKE58953,16: RGB 'FORCE CMP &
RGB TO RESET ALL 16 PALETTES IN
STEAD OF 15
30 WIDTH40: POKE65434,0: GOSUB880
35 AS="1854096063002953532900636
00954186208": A=58964: FORI=1 TO LEN
(A$) STEP2: BS=MID$(A$,I,2): B=VAL(
BS): POKEA,B: A=A+1: NEXT 'PALETTE
VALUES FOR CMP & RGB
40 POKE38543,33: POKE38563,33: PCL
EAR0 'PATCH PCLEAR TO INCLUDE 0
45 POKE1022,PEEK(114): POKE1023,P
EEK(115): POKE114,3: POKE115,249: P
OKE1017,18: POKE1018,127: POKE1019
,255: POKE1020,223: POKE1021,126 '
RESET PROTECTION
50 POKE63468,0: POKE63503,0: POKE6
3567,0: POKE63644,0: POKE63771,0 '
TURNS OFF 40 & 80 COLUMN CURSOR
DURING PROGRAM OPERATION EXCEPT
AT AN INPUT AND A LINEINPUT LIKE
IN WIDTH32. ADOS3'S "MENU" UTIL
ITY WILL DESTROY THESE POKES.
55 CLEAR200,32255: POKE32517,13: F
ORI=32518 TO 32523: READBS: POKEI,AS
C(B$): NEXT: POKEI,13: POKEI+1,0: P
OKE4151,127: POKE44152,5: DATA R,E
,A,D,Y.!
60 IFPEEK(41602)=23 THEN 80 'IF AD
OS3 THEN BYPASS NEXT 3 LINES
65 'SETS 6MS DISK STEP RATE IF Y
OU ARE NOT USING ADOS-3
70 IFPEEK(49474)<>48 THEN DNB=1 'DI
SK BASIC 1.1 IF <48
75 IFDB=1 THEN POKE55318,20: POKE5
5232,0 ELSE POKE55075,20: POKE5498
,9
80 FORI=55671 TO 55675: READA$: POKE
```

```
I,ASC(A$): NEXT: DATAG,R,A,N,S 'CH
ANGES 'FREE' TO 'GRANS'
85 POKE65496,0: LOADM"STRDMOD3": C
LEAR10000: ONERRGOTO945: HI=65497:
LO=65496: POKEHI,0: POKE235,0: DIMA
$(69),N(69),TS(69),ES(69),PS(69)
'F(69)
90 POKE61203,196 'FIX THE HPUT "
NOT" OPTION
95 POKE62861,189: POKE62862,244: P
OKE62863,204 'FIX HDRAW BUG
100 POKE63164,255 'EXTEND 40 & 8
0 COLUMN "CLS" CHOICES FROM 1-8
TO 1-255
105 GOSUB890: GOSUB900: HBUFF0:HBU
FF2,320: HBUFF3,1250: HBUFF4,1250:
HBUFF5,3840: HCOLOR1,0: HSCRENS: H
GET(0,0)-(319,95),5
110 **** WHEN USING RUN, LOAD, N
AME, COPY, SCAN, AND KILL USE TH
E SPACEBAR TO SELECT FILENAMES
115 **** MAIN SCREEN
120 POKEHI,0: HCLS: HGET(0,0)-(43
7,15),4: HCOLOR0: FORI=0 TO 23: HPRIN
T(0,I),STRING$(11,92): HPRINT(69,
I),STRING$(11,92): NEXT: GOSUB910
125 HCOLOR0: HPRINT(14,19),"Direc
tory Master V1.01 written by: Dw
ight L. Stegall": HPUT(104,160)-(
535,175),4,NOT: HCOLOR1: HPRINT(15
,20),"R=Exec L=Load N=Fn
me C=Copy K=Kill": HPRINT
(15,21),4,"S=Scan D=Driv
X=Dnme V=Drty Q=Qui
130 GOSUB335: HPUT(200,16)-(215,1
51),4: HPUT(312,16)-(327,151),4: H
PUT(424,16)-(439,151),4: HGET(104
,16)-(535,83),5: RGB: GOSUB245: GOS
UB215: GOSUB275
135 POKE282,255: HI=65497: LO=6549
6: POKELO,0: POKEI35,0: DN=PEEK(235
): DNS="": +CHR$(48+DN)
140 XS=INKEY$: IFXS="": THEN I40 ELSE
POKEHI,0
145 IFXS="R" THEN AR=1: KS="EXEC": G
OSUB535: GOSUB365: GOT0585
150 IFXS="L" THEN AR=2: KS="LOAD": G
OSUB535: GOSUB365: GOT0615
155 IFXS="N" THEN AR=3: KS="NAME": G
OSUB535: GOSUB365: GOT0645
160 IFXS="C" THEN AR=4: KS="COPY": G
OSUB535: GOSUB365: GOT0685
```


```
165 IFXS="K" THEN AR=5: KS="KILL": G
OSUB535: GOSUB365: GOT0725
170 IFXS="S" THEN AR=6: KS="SCAN": G
OSUB535: GOSUB365: GOT0735
175 IFXS="D" THEN AR=7: GOSUB535: GOS
UB200: GOSUB535: GOT0135
180 IFXS="X" THEN AR=8: GOSUB535: GOS
UB200
185 IFXS="V" THEN AR=9: GOSUB535: GOS
UB205
190 IFXS="O" THEN HGET(468,168)-(5
22,175),2: HPUT(468,168)-(522,175
),2,NOT: GOSUB355: GOSUB355: GOT094
5 ELSE FORI=1 TO 10: PALETTE1,RND(63
): NEXT: RGB: POKELO,0: POKEI35,0: GOS
UB215
195 **** SELECT WORKING DRIVE
200 HCOLOR0: HPRINT(15,22),"Which
drive do you need? 0,1,2,3
205 EXEC44539: Z=PEEK(135): IFZ<48
ORZ>51 THEN 205 ELSE POKE235,Z-48: GOS
UB345: GOSUB335: GOSUB245: GOSUB21
5: GOSUB275: RETURN
210 **** PRINTS HEADER
215 GOSUB320: HPUT(104,0)-(535,15
),4: HCOLOR1: HLINE(520,0)-(520,15
),PSET: HCOLOR0: HPRINT(14,0),"THE
CURRENT DISK NAME": HLINE(205,2)
-(304,4),PSET,BF: HPRINT(38,0),CH
R$(123)+" "+I$
220 HPRINT(13,1),"": HPRINT(15,1
),"CURRENT DRIVE #": RIGHT$(STR$(
DN),1): HPRINT(32,1),"****
225 IFN<10 THEN UJ$="0"+RIGHT$(STR
$(N),1): ELSE UJ$=RIGHT$(STR$(N),2)
230 IFGR<10 THEN UK$="0"+RIGHT$(ST
R$(GR),1): ELSE UK$=RIGHT$(STR$(GR
),2)
235 HPRINT(36,1),"FILENAME$="+UJ
$: HCOLOR0: HPRINT(49,1),"****: HPR
INT(53,1),"FREE GRNS="+UK$: HPRIN
T(66,1),"": RETURN
240 **** READS FILENAMES FROM DI
SK
245 POKELO,0: FORI=1 TO 68: PS(I)="
": NEXT: DN=PEEK(235): N=0: P=0: FORX=
3 TO 1: DSKI$DN,17,X,AS(1),AS(2): F
ORQ=1 TO 2: FORI=1 TO 128 STEP32: N=N+1
: TS(N)=MID$(AS(Q),I,8): IFASC(T$(
N))=255 THEN N=N-1: GOT0260 ELSE IFAS
C(T$(N))=0 THEN N=N-1: GOT0255
250 ES(N)=MID$(AS(Q),I+8,3): PS(N
)=TS(N)+" "+ES(N): F(N)=ASC(MID$(
AS(Q),I+11,1))
255 NEXTI,0,X: POKEHI,0
260 IFPS(1)="": THEN HCOLOR0: HPRINT
(15,22),"THERE ARE NO FILES IN D
RIVE #": CHR$(DN+48): GOSUB355: POK
EHI,0: GOSUB345: GOSUB200: GOSUB535
: GOT0135
265 RETURN
270 **** PRINTS FILENAMES ON SCR
EEN
275 POKEHI,0: GP=1: HCOLOR1: A=2: B=
1: CL=13
280 FORI=B TO N: HPRINT(CL,A),PS(
B): A=A+1: B=B+1
285 IFB=N THEN RETURN
290 IF A>18 THEN HENG=GP+1: GOT0300
295 NEXT: RETURN
300 IFGP=2 THEN AR=2: CL=27: GOT0280
305 IFGP=3 THEN AR=2: CL=41: GOT0280
310 IFGP=4 THEN AR=2: CL=55: GOT0280
LSEReturn
315 **** READS DISK NAME ON TRAC
K #17, SECTOR 1.
320 HS="THIS DISK HAS NO NAME!":
DN=PEEK(235): POKELO,0: GR=FREE(DN
): DSKI$DN,17,1,I$,J$: POKEHI,0: POK
E65344,0: IFLEFT$(I$,1)=CHR$(255)
THEN IS=H$ ELSE IFLEFT$(I$,1)=CHR
$(32) THEN IS=H$ ELSE IS=LEFT$(I$,2
6)
325 RETURN
330 **** CLEARS FILENAME FIELD
335 HPUT(104,16)-(535,83),5: HPUT
(104,84)-(535,151),5: RETURN
340 **** CLEARS ROWS 22 & 23
345 HPUT(104,176)-(535,191),4: RE
TURN
350 **** PAUSE AFTER PRINTING ON
SCREEN
355 FORI=1 TO 750: NEXTT: RETURN
360 **** SELECTION OF FILENAMES
365 GP=1: AL=2: B=1: RX=104: RY=199
70 HGET(RX,AL*8)-(RY,AL*8+7),2:
HPUT(RX,AL*8)-(RY,AL*8+7),2,NOT:
POKE338,255: POKE345,255
375 IFXS=PEEK(338)-191 THEN RETURN EL
SE IFPEEK(345)-247 THEN AL=AL+1: B=B
+1 ELSE 375
380 HPUT(RX,AL*8)-(RY,AL*8-1),2
385 IFB=N THEN 365
```

```
390 IFAL>18 THEN HENG=GP+1: GOT0400
395 GOT0370
400 IFGP=2 THEN AL=2: B=18: RX=219: R
Y=310: GOT0370
405 IFGP=3 THEN AL=2: B=35: RX=330: R
Y=421: GOT0370
410 IFGP=4 THEN AL=2: B=52: RX=441: R
Y=532: GOT0370 ELSE RETURN
415 **** HSCREN 'LINEINPUT' SIM
ULATION
420 POKEI35,0: Y$="": Z$="": X=PEEK
(1024): Y=PEEK(1025): Z=PEEK(1026)
: FG=PEEK(1027): SL=X "X=ROW POSIT
ION OF CURSOR, Y=ROW POSITION OF
CURSOR, Z=AMOUNT OF CHARACTERS
THAT MAY BE INPUT AT ONE TIME, F
G=FOREGROUND COLOR
425 HCOLOR2: HPRINT(X,Y),CHR$(127
): HPUT(X*8,Y*8)-((X*8)+7,(Y*8)+7),
4: Y$=INKEY$: IFY$="": THEN 425
430 IFY$=CHR$(255) THEN 425
435 IFASC(Y$)-130 RASC(Y$)-0 THEN 4
5
440 IFASC(Y$)-21 THEN X$=HPUT(X*
8,Y*8)-(X+2)*8,(Y*8+7),4: GOT0420
'SHIFT LEFT ARROW
445 IFY$=CHR$(13) THEN POKE282,255
: RETURN
450 IFY$=CHR$(8) AND LEN(Z$)=0 THEN
NX=SL: GOT0425 'LEFT TAB STOP FOR
CURSOR
455 IFY$=CHR$(8) AND LEN(Z$)>0 THEN
NZ$=LEFT$(Z$,LEN(Z$)-1): HPUT((X*
8)-8,(Y*8)-(X*8,Y*8+7),4: HCOLORFG
: X=X-1: GOT0425 'LEFT ARROW
460 Z$=Z$+Y$
465 IFLEN(Z$)>Z THEN 470 ELSE HCOL
ORFG: HPRINT(X,Y),Y$: X=X+1
470 IFLEN(Z$)>Z THEN NZ$=LEFT$(Z$,
Z): HPRINT(36,Y)," "
475 GOT0425
480 **** ELIMINATE BRAIN MALFUNG
TION!
485 HCOLOR0: HPRINT(16,23),"ARE Y
OU SURE YOU WANT TO "+K$+" "+PS(
B)+"? [Y/N]": POKEI35,0
490 XS=INKEY$: IFXS="": THEN 490
495 IFXS="Y" THEN HENG=GP+1: IFPS(2)
="": AND AR=5 THEN RETURN ELSE IFAR=
4 THEN RETURN ELSE GOSUB535: RETURN
500 IFXS="N" THEN HENG=GP+1: GOSUB5
5: GOSUB535: GOT0135 ELSE POKEI35,0
: GOT0490
505 **** ELIMINATE IGNORANCE ATT
ACK!
510 HCOLOR0: HPRINT(16,23),"ARE Y
OU SURE YOU WANT TO NAME THIS DI
SK? [Y/N]": POKEI35,0
515 XS=INKEY$: IFXS="": THEN 515
520 IFXS="Y" THEN HENG=GP+1: GOSUB5
5: RETURN
525 IFXS="N" THEN HENG=GP+1: GOSUB5
3: GOSUB535: GOT0135 ELSE POKEI35,0
: GOT0515
530 **** INVERT & REINVERT COMMA
ND LINE
535 IF AR=1 THEN X=15: Y=21: Z=20 E
LSE IFAR=2 THEN X=26: Y=32: Z=20 EL
SE IFAR=3 THEN X=37: Y=43: Z=20 ELSE
IFAR=4 THEN X=48: Y=54: Z=20 ELSE I
FAR=5 THEN X=59: Y=65: Z=20
540 IFAR=6 THEN X=15: Y=21: Z=21 EL
SE IFAR=7 THEN X=26: Y=32: Z=21 ELSE
IFAR=8 THEN X=37: Y=43: Z=21 ELSE
IFAR=9 THEN X=48: Y=54: Z=21
545 HGET(X*8-4,Z*8)-(Y*8+3,Z*8+7
),2: HPUT(X*8-4,Z*8)-(Y*8+3,Z*8+7
),2,NOT: RETURN
550 **** RESET FILE NAME FIELD
555 HGET(RX,AL*8)-(RY,AL*8+7),2:
HPUT(RX,AL*8)-(RY,AL*8+7),2,NOT:
RETURN
560 **** DUMP FILENAME TO TEMPOR
ARY BUFFER SO MEMORY CAN BE RE-E
STABLISHED WITH CLEAR200 AND PCL
EAR4
565 V=1536: FORI=1 TO 12: U=ASC(MID$(
PS(B),I,1)): POKEV,U: V=V+1: NEXT:
IFF(B)=0 OR F(B)=2 THEN HENG=GP+1: G
OSUB925: RETURN ELSE RETURN
570 **** RETRIEVE FILENAME FROM
BUFFER
575 FORI=1536 TO 1547: PS(B)=PS(B)+
CHR$(PEEK(I)): NEXT: HBUFF0: DNS="":
+CHR$(PEEK(235)+48): RETURN
580 **** RUN A FILENAME
585 IFF(B)=0 THEN HENG=GP+1: GOSUB5
3: GOSUB870: RGB: GOSUB605: GOSUB565
: CLEAR200: PCLEAR4: GOSUB575: POKE6
596,0: LOAD PS(B)+DNS: R
590 IFF(B)=2 THEN HENG=GP+1: GOSUB5
3: GOSUB870: RGB: GOSUB605: GOSUB565
: CLEAR200: PCLEAR4: GOSUB575: PRIN
T"IF YOU GET A ?SYNTAX ERROR
JUST TYPE: EXEC TO EXECUTE THE
```


DELPHI — The \$1 per hour online solution!

**DELPHI's 20/20 Advantage Plan sets the standard for online value:
20 hours for only \$20, for all the services you want!**

- Thousands of files to download.
- Chat lines with hundreds of participants.
- Worldwide e-mail.
- Hobby and computer support groups.
- Multi-player games.
- Local access numbers in over 600 cities and towns.




Trial Offer: 5 hours for \$5!

Try DELPHI at \$1 per hour. Join today and get 5 hours of evening and weekend access for only \$5. If you're not satisfied, simply cancel your account before the end of the calendar month with no further obligation. Keep your account active and you'll automatically be enrolled in the 20/20 plan for the next month.

1. Via modem, dial 1-800-365-4636.
2. When connected, press RETURN once or twice.
3. At *Password*, enter **RB55**

Questions? Call 1-800-695-4005.

Rates apply for evening and weekend access from within the mainland US. There is a one-time enrollment fee of \$19 when you join the 20/20 Advantage Plan. Further details are provided during the online registration.



DELPHI is a service of
General Videotex Corporation
1030 Massachusetts Avenue
Cambridge, MA 02138-5302

800-695-4005 • 617-491-3393


```

FILE." :PRINT:POKE65496,0:LOADM P
$(B)+DN$:POKE65344,0:EXEC
595 IFF(B)=1THENHCOLOR0:HPRINT(1
5,22),"You cannot execute a data
file!":SOUND2,20:FORI=1TO4:GOSU
B355:NEXTI:GOSUB345:GOSUB555:GOS
UB535:GOTO135
600 IFF(B)=3THENHCOLOR0:HPRINT(1
5,22),"You cannot execute a data
editor source file!":SOUND2,20:
FORI=1TO4:GOSUB355:NEXTI:GOSUB34
5:GOSUB555:GOSUB535:GOTO135
605 PRINT"RUNNING: "P$(B)+DN$:GO
SUB915:POKE41598,3:POKE41599,3:R
ETURN
610 **** LOAD A FILENAME
615 IFF(B)=0THENGOSUB485:WIDTH32
:GOSUB870:RGB:GOSUB635:GOSUB565:
CLEAR200:PCLEAR4:GOSUB575:POKE65
496,0:LOAD P$(B)+DN$
620 IFF(B)=2THENGOSUB485:WIDTH32
:GOSUB870:RGB:GOSUB635:GOSUB565:
CLEAR200:PCLEAR4:GOSUB575:POKE65
496,0:LOADM P$(B)+DN$:POKE65344,
0:END
625 IFF(B)=1THENHCOLOR0:HPRINT(1
5,22),"You cannot load a data fi
le!":SOUND2,20:FORI=1TO4:GOSUB35
5:NEXTI:GOSUB345:GOSUB555:GOSUB5
35:GOTO135
630 IFF(B)=3THENHCOLOR0:HPRINT(1
5,22),"You cannot load a text ed
itor source file!":SOUND2,20:FOR
I=1TO4:GOSUB355:NEXTI:GOSUB345:G
OSUB555:GOSUB535:GOTO135
635 PRINT"LOADING: "P$(B)+DN$:GO
SUB915:POKE41598,3:POKE41599,3:R

```

```

ETURN
640 **** RENAME A FILE
645 HCOLOR0:HPRINT(19,22),"NEW F
ILE NAME:":HLIN(272,1
84)-(335,184),PSET:HLIN(343,184
)-(366,184),PSET:HPRINT(47,22),"
or hit [ENTER]":POKE1024,34:POKE
1025,22:POKE1026,8:POKE1027,0
650 GOSUB420:IFZ$=""THENGOSUB345
:GOSUB555:GOSUB535:GOTO135ELSEW$
=Z$
655 HCOLOR0:HPRINT(42,22),"":PO
KE1024,43:POKE1025,22:POKE1026,3
:POKE1027,0
660 GOSUB420:IFZ$=""THENGOSUB345
:GOSUB555:GOSUB535:GOTO135
665 HCOLOR0:HLIN(120,184)-(460,
184),PSET:GOSUB485:Y$=W$+STRING$
(8-LEN(W$),32)+"":Z$=IFY$=P$(B)
THENHCOLOR0:HPRINT(15,22),"THE N
EW NAME MUST NOT BE THE SAME AS
THE OLD NAME!":POKELO,0:FORT=1TO
3000:NEXT:POKEHI,0:GOSUB555:GOSU
B345:GOTO135
670 POKELO,0:RENAME P$(B)+DN$ TO
Y$+DN$:POKE65344,0
675 POKEHI,0:GOSUB345:GOSUB335:G
OSUB245:GOSUB215:GOSUB275:GOTO13
5
680 **** COPY A FILE
685 GOSUB485:HCOLOR0:HPRINT(15,2
2),"What is the target drive? 0,
1,2,3
690 EXEC44539:Z=PEEK(135):IFZ<48
ORZ>51THEN690ELSE S$=""+"CHR$(Z)
:S=Z-48:DN=PEEK(235):DN$=""+"CHR
$(DN+48):GOSUB535:GOSUB345

```

```

695 IFPEEK(41602)<>23THENPOKELO,
0:COPY P$(B)+DN$ TO P$(B)+S$:POK
EHI,0:POKE235,DN:POKE65344,0:GOS
UB555:GOSUB715:GOTO135 *CHECK FO
R ADOS3
700 GOSUB710:GOSUB880:WIDTH80:CL
56:COMP:PALETTE3,36:LOCATE0,9:ATT
R5,3:PRINTSTRING$(31,32):ATTR6,
5:LOCATE0,11:ATTR5,2:PRINTSTRING
$(31,32):ATTR6,5:LOCATE0,10:ATT
R5,3:PRINT "":ATTR2,1:PRINT" CO
PYING "P$(B)+DN$" TO"S$":ATTR5,
2:PRINT "":
705 ATTR6,5:POKE65428,32:POKE654
29,2:LOCATE0,12:ATTR3,5,B:POKELO
,0:COPY P$(B)+DN$ TO P$(B)+S$:PO
KEHI,0:POKE65344,0:POKE235,DN:PO
KE59070,33:CLS:GOSUB880:HSCREEN3
:RGB:POKE59078,141:GOSUB555:GOSU
B715:POKE65428,126:POKE65429,126
:GOTO135
710 POKE57414,9:POKE63105,32:POK
E63112,38:POKE63113,0:POKE63601,
64:POKE63605,37:POKE63606,192:RE
TURN *CONVERT 80X24 HIRES TEXT S
CREEN INTO 32X24 HIRES TEXT SCR
EEN (C) APRIL 1989 TIM RITTER
715 POKE57414,21:POKE63105,80:PO
KE63112,47:POKE63113,0:POKE63601
,160:POKE63605,46:POKE63606,96:R
ETURN *RESET 32X24 HIRES TEXT SC
REEN TO 80X24 HI-RES TEXT SCREEN
720 **** KILL A FILE
725 DN=PEEK(235):DN$=""+"CHR$(48
+DN):GOSUB485:POKELO,0:KILL P$(B
)+DN$:POKEHI,0:POKE65344,0:GOSUB
335:GOSUB245:GOSUB215:GOSUB275:G

```

```

OTO135
730 **** SCAN A FILE
735 GOSUB485:GOSUB555:POKEHI,0:G
OSUB880:GOSUB790:WIDTH80:CLS6:CM
P:DN$=""+"CHR$(PEEK(235)+48)
740 LOCATE2,0:ATTR7,5:PRINTSTRIN
G$(28,42):LOCATE2,1:PRINT"* "":A
TTR6,5:PRINT"SCANNING: "P$(B)+DN$
:ATTR7,5:PRINT "":LOCATE2,2:PR
INTSTRING$(28,42)
745 LOCATE32,0:ATTR7,5:PRINTSTRI
NG$(30,42):LOCATE32,1:PRINT"* "
:ATTR6,5:PRINT"SPACE-PAUSE - EN
TER-RETURN":ATTR7,5:PRINT "":
LOCATE32,2:PRINTSTRING$(30,42):
750 LOCATE16,4:ATTR2,1:PRINT"YEL
LOW-VALUE LESS THAN ASCII 32":A
TTR0,5:LOCATE15,5:ATTR3,2:PRINT"
BLUE-VALUE GREATER THAN ASCII 12
7":ATTR3,5:PRINT:PRINT
755 OPEN"1",#1,P$(B)+DN$:CLOSE:O
PEN"D",#1,P$(B)+DN$,1:POKE65344,
0:FIELD#1,IAS AS:FORX=1TOLOF(1):
GET#1:IFASC(A$)=13THENATTR3,5:PR
INT:ATTR3,5:GOTO770
760 IFASC(A$)<32THENATTR0,1:PRIN
T "":ATTR3,5:GOTO770
765 IFASC(A$)>128THENATTR3,5:PR
INTAS: ELSEATTR3,2:PRINTAS:ATTR3
,5
770 X$=INKEY$:IFX$=CHR$(32)THENP
OKELO,0:EXEC44539:POKEHI,0:POKE1
35,0
775 IFX$=CHR$(13)THENPRINT:CLOSE
#1:GOTO785
780 NEXT:POKE65344,0:ATTR3,5:PRI
NT:PRINT:CLOSE#1:LOCATE14,23:ATT

```

Feature Program

Skip a Line with BASIC09

I recently became interested in OS-9 (Level II) and have been playing with the various ways OS-9 allows you to work. Since my Disk BASIC word processor won't work with OS-9, I had to find another way to write notes and letters (I don't yet have an OS-9 word processor). I use OS-9's build command on an 80-by-24 text screen for this purpose.

The build command included with OS-9 allows you to create text files on disk. To use this tool, enter build followed by a filename. OS-9 responds by printing a question mark at the beginning of the next line. This tells you build is ready for you to enter text; just type what you want and press ENTER at the end of the line — another question mark appears allowing you to enter another line. At the end of the first line and periodically thereafter, OS-9 saves on disk (in the current data directory) the text you have entered. While the disk is spinning, OS-9 cannot receive characters from the keyboard — keep this in mind while entering your text. When you have entered the last line of text, press ENTER by itself on a new line and OS-9 closes the file, returning you to the OS9: prompt.

It is important to note that build does not support any form of editing. If you notice a mistake on a line you've already

entered, you have to start the whole file over or use an editor to fix the mistake. You can use OS-9's edit command for this purpose.

After you have finished building a text file, you can display it onscreen by entering list followed by the filename. If the text is longer than the screen and happens to scroll off the top, enter tmode pause to turn on OS-9's page-pause feature. To get a hardcopy of the text, make sure your printer is online and enter

```
list filename >/p
```

The > symbol tells OS-9 to redirect the output of the list command to Device /p, the printer.

When I print program listings with my CoCo, I like the printout to be double-spaced. Rather than fool with the linefeed settings on my printer (and from within OS-9, using tmode), I wrote a BASIC09 program to handle the spacing for me. To use Skip, first enter the listing as shown using build or BASIC09's editor. Then, while in BASIC09, load the program and run it. You'll be prompted for the name of the program listing you want to print. That's all there is to it.

I also like my BASIC09 program listings

to be formatted (indented and with offsets). To do this, I load the program in question into BASIC09 and enter list >newfilename, replacing newfilename with the new name under which I want the "listing" file saved. (Plain BASIC09 source-code files are unformatted — you may want to keep both copies of the listing.) Then I run Skip to print the listing.

Skip is useful for more than just printing program listings. In fact, the program can be used to double-space any standard text file. Just enter the name of the file when Skip prompts you for the program name.

The program listing for Skip is short and pretty easy to follow. Feel free to modify the program to suit your individual needs.

John Musumeci is a retired TV repairman whose sole hobby for the past eight years has been working with and programming the Color Computer. He may be contacted at 103-57 104 Street, Ozone Park, NY 11417, (718) 738-0212. Please include an SASE when requesting a reply.

CoCo 3

The Listing: skip.b09

```

PROCEDURE skip
0000 (* Written by John Musumeci
0010 DIM disk,printer:BYTE
0020 DIM program:STRING[160]
0030 DIM group1,group2:STRING[80]
0040 SHELL "display 0c"
0050 PRINT "Adjust Printer Paper."
0060 OPEN #printer,"/p":WRITE
0070 FOR x=1 TO 4 \ SHELL "display 0a" \NEXT x
00A1 INPUT "What is name of program: ",program

```

```

00C1 FOR x=1 TO 5 \ SHELL "display 0a >/p" \NEXT x
00F0 aa=5
00F8 SHELL "display 0c"
0106 PRINT "P R I N T I N G . . . ."
0123 OPEN #disk,program:READ
012F WHILE EOF(#disk)<>TRUE DO
0138 READ #disk,program
0145 1-LEN(program)
014F group1=LEFT$(program,80)
015A PRINT #printer,group1: \aa=aa+1
0171 IF aa=60 THEN GOSUB 30
0181 ENDF
0183 SHELL "display 0d >/p"
0195 SHELL "display 0a >/p" \aa=aa+1
0183 IF aa=60 THEN GOSUB 30
01C3 ENDF
01C5 group2=RIGHT$(program,1-80)
01D6 IF 1>80 THEN
01E3 GOTO 20
01E7 ENDF
01E9 10
01F6 REM
01F6 ENDF
01F3 CLOSE #disk
01F9 SHELL "display 0c"
0207 END
0209 20 PRINT #printer,group2: \aa=aa+1
0223 IF aa=60 THEN GOSUB 30
0233 ENDF
0235 SHELL "display 0d >/p"
0247 SHELL "display 0a >/p" \aa=aa+1
0265 IF aa=60 THEN GOSUB 30
0275 ENDF
0277 GOTO 10
0278 30 FOR x=1 TO 12
0290 SHELL "display 0a >/p" \aa=5
02AA NEXT x \ RETURN

```



```
R4.5:PRINT"PRESS ANY KEY TO RETU
RN TO THE MENU":EXEC44539
785 POKEHI,0:POKE65344,0:CLS:GOSU
UB880:POKE59078,33:HSCREEN3:GOSU
B795:RGB:POKE59078,141:GOTO135
790 POKE57414,19:POKE63105,64:PO
KE63112,44:POKE63601,128:POKE636
05,43:POKE63606,128:POKE63724,64
:RETURN 'CONVERT 80 X 24 HIRES T
EXT SCREEN INTO 64 X 24 HIRES TE
XT SCREEN (C) APRIL 1989 TIM RIT
TER
795 POKE57414,21:POKE63105,80:PO
KE63112,47:POKE63601,160:POKE636
05,46:POKE63606,96:POKE63724,80:
RETURN 'RESET 64x24 HI-RES TEXT
SCREEN TO 80x24 HI-RES TEXT SCRE
EN
800 **** RENAME DISK (NOTE: YOU
MAY PRESS ENTER TO AVOID GIVING
THE DISK A NAME. THE FIRST CHARA
CTER MUST NOT BE A SPACE.)
805 HCOLOR0:HPRINT(14,22),"Disk
name:";HLINE(200,184)-(407,184),
PSET:HPRINT(52,22),"or hit [ENTE
R]";POKEI024,25:POKEI025,22:POKE
1026,26:POKEI027,0
810 GOSUB420:IFZ$=""ORLEFT$(Z$,1
)-CHR$(32)THENGOSUB535:GOSUB345:
GOTO135
815 HCOLOR3:HLINE(200,184)-(415,
184),PSET:GOSUB510:Y$=Z$+STRING$(
26-LEN(Z$),32)+STRING$(102,255)
:DN=PEEK(235):POKELO,0:OSK0DN,1
7,1,Y$,STRING$(128,255):POKEHI,0
```

```
:POKE65344,0:GOSUB345:GOSUB215:G
OTO135
820 **** DIRECTORY OF FILENAMES
825 GOSUB355:GOSUB535:GOSUB880:G
OSUB710:WIDTH80:CMPE:CLS6:GOSUB32
0
830 ATTR0,5:PRINT"****I$":LOCATE
29,0:PRINT"****:ATTR1,5:PRINT"
** DIRECTORY FOR DRIVE #":PRINT
USING"#:DN:PRINT" **:PRINT:AT
TR7,5:PRINT" SPACE=PAUSE - OTHE
R=CONTINUE":ATTR6,5
835 POKE41590,19:POKELO,0:DIRDN:
POKEHI,0:IFPEEK(41602)>23THENPR
INTUSING"GRANS - #":GR
840 POKE65344,0:POKE41590,32:ATT
R4,5:LOCATE3,23:PRINT"PRESS ANY
KEY FOR THE MENU":POKEI35,0
845 A=443847:B=443897
850 LPOKEA,(LPEEK(A)+64)AND127:L
POKEB,(LPEEK(B)+64)AND127:IFINKE
Y$<>"THEN865ELSEA=A+2:B=B-2:IFA
<443873THEN850
855 A=443847:B=443897
860 LPOKEA,(LPEEK(A)-64)AND127:L
POKEB,(LPEEK(B)-64)AND127:IFINKE
Y$<>"THEN865ELSEA=A+2:B=B-2:IFA
<443873THEN860ELSE845
865 POKE59078,33:POKEHI,0:CLS:GO
SUB880:GOSUB715:HSCREEN3:RGB:POK
E59078,141:GOTO135
870 AS="183611076331093800180063
00180038185409366327453800180063
00180038":A=58964:FORI=1TOLEN(A$
)STEP2:B$=MID$(A$,I,2):C=VAL(B$)
```

```
:POKEA,C:A=A+1:NEXT:RETURN 'RESE
T RGB AND CMP PALETTES TO STARTU
P VALUES.
875 **** SET ALL PALETTES TO 'BL
ACK'. THIS WILL PREVENT STRANGE
COLOR FLASHES ON THE SCREEN WHEN
SWITCHING FORM GRAPHICS SCREEN
TO TEXT SCREEN AND RGB TO CMP A
ND BACK AGAIN.
880 FORI=0TO15:PALETTEI,0:NEXT:P
OKE65434,0:RETURN
885 **** USE WIDTH32 AS A TEMPOR
ARY 512 BYTE BUFFER TO DUMP ORIG
INAL VALUES OF CHR$(92) & CHR$(
123) ON SCREENS. NO MATTER WHAT
FONT YOU ARE USING IN THIS PROGR
AM THEY WILL ALWAYS BE RESET WIT
H THE CORRECT VALUES.
890 A=62077:D=33000:FORI=1TO8:C=
PEEK(A):POKED,C:A=A+1:D=D+1:NEXT
A:A=62325:D=33009:FORI=1TO8:C=PE
EK(A):POKED,C:A=A+1:D=D+1:NEXT:RE
TURN
895 **** CHANGE CHR$(92) TO RAND
OM GRAPHICS CHARACTER AND CHR$(
123) TO BOLD RIGHT ARROW. THERE I
8.5 TRILLION DIFERENT POSSIBILIT
IES FOR CHR$(92). NOTE: CHR$(92)
PRINTS THE GRAPHICS ON BOTH SID
ES OF THE SCREEN.
900 FORI=62077TO62084:A=RND(256)
:IFA=256THENPOKEI,0:NEXT:RETURN
ELSEPOKEI,A:NEXT:POKE62325,8:POK
E62326,12:POKE62327,126:POKE6232
8,127:POKE62329,126:POKE62330,12
```

```
:POKE62331,8:POKE62332,0:RETURN
905 **** RESET CHR$(92) & CHR$(1
23)
910 A=62077:D=33000:FORI=1TO8:C=
PEEK(D):POKEA,C:A=A+1:D=D+1:NEXT
:RETURN
915 A=62325:D=33009:FORI=1TO8:C=
PEEK(D):POKEA,C:A=A+1:D=D+1:NEXT
:RETURN
920 **** RESET ADDRESSES 33000-3
3016
925 A=33000:POKEA,69:POKEA+1,88:
POKEA+2,84:POKEA+3,69:POKEA+4,78
:POKEA+5,68:POKEA+6,69:POKEA+7,6
8:POKEA+8,32:POKEA+9,67:POKEA+10
,79:POKEA+11,76:POKEA+12,79:POKE
A+13,82:POKEA+14,32:POKEA+15,66:
POKEA+16,65:RETURN
930 **** IF YOU WOULD LIKE TO GE
NERATE A TEST DISK WITH 68 FILEN
AMES ON IT, FORMAT A DISK WITH D
SKIN0 AND DELETE ALL LINE NUMBE
RS IN THIS PROGRAM EXCEPT THE NE
XT LINE AND RUN IT
935 FORI=1TO68:PRINT"FILE "+RIGH
T$(STR$(I),2):NEXT:END
940 **** LEAVE PROGRAM
945 POKE57556,55:HBUF00:POKE5755
6,52:HBUF00:WIDTH40:GOSUB915:GOS
UB925:GOSUB870:CLS11:ATTR3,2:POK
E41590,32:POKE41598,3:POKE41599,
3:POKELO,0:CLEAR200:RGB:NEW
```

Listing 2: STRDMOD3

```
1 'STRDMOD3 - SCREEN FONT
2 'BY DWIGHT L. STEGALL
3 'COPYRIGHT (C) 1992
4 'BY FALSOFT, INC.
5 'RAINBOW MAGAZINE
10 CLS:PRINT"POKING STRDMOD3 FON
T.....":PRINT:PRINT"WRITTEN BY:
DWIGHT L. STEGALL":FORI=61597TO6
2364:READA$:POKEI,VAL("&H"+A$):N
EXT
15 SAVEM"STRDMOD3",61597,62364,6
1597
20 CLEAR200:NEW
25 DATA 00,00,00,00,00,00,00,00,
18,3C,3C,18,18,00,18,00,6C,6C,6C
,00,00,00,00,00,36,36,7F,36,7F,3
6,36,00,18,3E,58,3C,1A,7C,18,00,
60,66,0C,18,30,66,06,00,38,6C,6C
,3A,6E,66,3F,00,18,18
30 DATA 30,00,00,00,00,00,0C,18,
30,30,30,18,0C,00,30,18,0C,0C,0C
,18,30,00,00,66,3C,FF,3C,66,00,0
0,00,18,18,7E,18,18,00,00,00,00,
00,00,00,18,18,30,00,00,00,7E,00
,00,00,00,00,00,00
35 DATA 00,18,18,00,00,06,0C,18,
30,60,00,00,3C,66,6E,7E,76,66,3C
```

```
,00,18,38,18,18,18,18,3C,00,3C,6
6,06,3C,60,60,7E,00,3C,66,06,1C,
06,66,3C,00,0E,1E,36,66,7F,06,06
,00,7E,60,7C,06,06,66
40 DATA 3C,00,3C,66,60,7C,66,66,
3C,00,7E,06,0C,18,30,30,00,00,3C
,66,66,3C,66,66,3C,00,3C,66,66,3
E,06,66,3C,00,00,18,18,00,00,18,
18,00,00,18,18,00,00,18,18,30,0C
,18,30,60,30,18,0C,00
45 DATA 00,00,7E,00,7E,00,00,00,
3C,18,0C,06,0C,18,30,00,3C,66,06
,0C,18,00,18,00,3C,66,06,36,6E,6
E,3C,00,18,3C,66,66,7E,66,66,00,
7C,66,66,7C,66,66,7C,00,3C,66,60
,60,60,66,3C,00,7C,66
50 DATA 66,66,66,66,7C,00,7E,00,
60,78,60,60,7E,00,7E,60,60,78,60
,60,60,00,3C,66,60,6E,66,66,3C,0
0,66,66,66,7E,66,66,66,00,3C,18,
18,18,18,18,3C,00,06,06,06,06,66
,66,3C,00,66,6C,78,70
55 DATA 78,6C,66,00,60,60,60,60,
60,60,7E,00,66,7E,7E,66,66,66,66
```

```
,00,66,66,76,7E,6E,66,66,00,3C,6
6,66,66,66,66,3C,00,7C,66,66,7C,
60,60,60,00,3C,66,66,76,7E,6E,3E
,03,7C,66,66,7C,78,6C
60 DATA 66,00,3C,66,60,3C,06,66,
3C,00,7E,18,18,18,18,18,00,66
,66,66,66,66,66,66,3C,00,66,66,66,6
6,66,3C,18,00,66,66,66,66,7E,7E,
66,00,66,66,66,3C,18,3C,66,66,00,66
,66,66,3C,18,18,18,00
65 DATA 7E,06,0C,18,30,60,7E,00,
3C,30,30,30,30,30,30,3C,00,00,00,
00,00,00,00,7E,3C,0C,0C,0C,0C,0
C,3C,00,18,3C,66,00,00,00,00,00,
00,18,30,7E,3C,18,00,00,18,3C,7E
,18,18,18,18,00,00,00
70 DATA 3C,06,3E,66,38,00,60,60,
7C,66,66,66,7C,00,00,00,3C,66,60
,66,3C,00,06,06,3E,66,66,66,3E,0
0,00,00,3C,66,7E,60,3E,00,0E,1A,
18,3C,18,18,18,00,00,00,3E,6E,6E
,36,06,3C,60,60,7C,66
75 DATA 66,66,66,00,18,18,38,18,
```

```
18,18,3C,00,06,00,06,06,66,66,66
,3C,60,60,6C,78,70,78,6C,00,38,1
8,18,18,18,18,3C,00,00,00,36,7F,
68,63,63,00,00,00,DC,66,66,66,66
,00,00,00,3C,66,66,66,66
80 DATA 3C,00,00,00,7C,66,66,7C,
60,60,00,00,3E,66,66,3E,06,06,00
,00,5C,66,60,60,60,00,00,3E,6
0,3C,06,7C,00,00,30,78,30,30,3E,
1C,00,00,00,66,66,66,66,38,00,00
,00,66,66,66,3C,18,00
85 DATA 00,00,60,63,63,68,7F,36,00,
00,00,66,3C,18,3C,66,00,00,00,66
,66,66,3E,06,3C,00,00,7E,0C,18,3
0,7E,00,00,0C,7E,7F,7E,0C,08,00,
08,18,3F,7F,3F,18,08,00,08,1C,3E
,7F,1C,1C,1C,00,1C,1C
90 DATA 1C,7F,3E,1C,08,00,FF,FF,
FF,FF,FF,FF,FF,FF,00,E6,10,27,F3
,4C,10,21,0C,59,8E,00,00,C6,01
```

PRICES SLASHED ON ALL ADOS PRODUCTS LIMITED TIME ONLY!

EXTENDED ADOS-3\$29.95
(Requires ADOS-3) Dato real-time clock driver: \$5. Adapter for controllers lacking 28-pin ROM socket: \$10.

ADOS-3\$24.95

EXT. ADOS-3 PLUS ADOS-3\$49.95

SMARTWATCH REAL-TIME CLOCK\$29.95
Usable in controllers with 28-pin ROM socket, or in ROM pack. \$10. Includes OS-9 Level II driver. Ext. ADOS-3 driver: \$5 with clock. \$10 separately.

ADOS FOR CoCo 1 and 2\$14.95

All ADOS software is sold on disk with configuring utilities that generate an EPROM binary file. Information is provided for having an EPROM burned by mail for \$15.
 See our earlier ads, and reviews in July 1987 and October 1989 Rainbows (available on request) for product descriptions.

SPECTROSYSTEMS
 11111 N. Kendall Dr. Suite A108 Miami, FL 33176 (305) 274-3899
PLEASE ADD \$3.00 SHIPPING AND NO DELAY ON PERSONAL CHECKS. WE CANNOT ACCEPT PAYCO CARDS.

SUPPORT FOR OSK/OS9!

Featuring software from:

- IMS
- Sub-Etha
- Bob van der Poel
- Public Domain OSK/OS9
- More Coming!

Send long SASE for PD list (state OSK or OS9)

VED/OSK - \$39.95
CheckBook/OSK - \$29.95

Blackhawk Enterprises
 P.O. Box 10552
 Enid, OK 73706-0552
 405-234-2347 9am-1pm CST

TETRIX
 Falling block puzzle for 1-3 players. 32K DECB

PYRAMIN
 Speed & Strategy!
 Based on Chinese game of NIM. 32K DECB

CUCKOO
 Teach young ones how to read a clock face. 32K DECB

KID-DRAW
 Colorful text & graphics.
 Simple enough for pre-school. 32K DECB

DISK JOCKEY
 Tame your disks! Features file manager, long file names, notepad and calculator. 128/512K DECB

\$19.95 each, all four for \$39.00!
 (\$2 S&H. CT residents add 6% tax)

The Gibraltar Software Co.
 65 Bluff Avenue
 Rowayton, CT 06853

NEW! The CoCo Family Recorder
 Genealogy data system. Print & store all records! Requires drive 0 & 1, 80 column monitor, 128K DECB - \$24.95

KEEP-TRAK! General Ledger. Double entry small business system. 32K DECB - \$24.95
 ACCOUNTS RECEIVABLE for above - add \$10

BOB'S MAGK Graphics Machine
 Create basic graphics for your programs with a joystick. 32K DECB - \$19.95

OMEGA FILE Database: Up to 16 fields, 255 char. Menu driven! 32K DECB - \$24.95

FARNA Systems
 904 2nd Ave., Warner Robins, GA 31098-1029
 912-328-7859 • Add \$1.50 S&H (GA add 5% tax)

Would you like your ad here? Very reasonable rates! Choose this size, above, or at left. Call or write FARNA (Rainbow approved!)

Feature Program

Crunch Numbers for Fun, Not Profit

Number Cruncher is a simple yet addictive game. Points are scored by steering a "cruncher" over scrolling numbers, which are worth their face value. For example, if the cruncher passes over a 5, five points are scored. Obviously the goal is to get as many points as possible during a fixed amount of time. If you beat the previous high score, you are treated to a special high-score screen.

Number Cruncher works on any CoCo with at least 16K and Extended BASIC. After entering the listing, run the program and the title screen appears. To start the game, press the space bar — watch out, though, because the numbers start scrolling down the screen pretty quickly. Use the left and right arrows to control the cruncher, which appears at the bottom of the screen. (Hold the either key down for continuous movement in that direction.)

You can tell when points are scored by the sound and the number being written on the right side of the screen. A score of 100 is good, and 120 is excellent. Luck plays a big part in scoring well, although some strategy is useful (should you go for the high numbers, or just chase as many numbers as possible?).

The program is fairly self-explanatory, but I want to point out a few items. Line 70

creates the moving border on the title screen by printing different segments of T1\$. Lines 140 and 150 print the cruncher and scrolling numbers, respectively.

The arrow keys are checked in two ways: lines 180-190 determine if either key is being held down, and lines 210-220 check for brief presses of the keys. Lines 270-320 provide the high-score display; a flashing line is displayed, then is replaced with a string previously read from DATA lines (460 through 590).

Number Cruncher is great for those who like to modify programs. Try including the high-speed poke and you'll nearly change the whole game because of the speed difference. The game time can be increased by changing the value of 100 in Line 100 to a higher value. A cosmetic change to the title screen can be achieved by replacing Line 430 with

```
T1$="123456":T1$=T1$+T1$+T1$+T1$
```

More complex changes include allowing optional joystick control for the cruncher. Making the number zero worth ten points would raise scores somewhat. Or how about having a mystery score (perhaps represented by a question mark) that is worth a random number of points? CoCo 3

that plays like checkers but uses a 3-by-3-by-3 grid (time is the fourth dimension). Offers beginner, intermediate and expert levels, and supports the Speech/Sound Cartridge and RGB or composite monitors. N*Johnson Software, 5830A Reinke Drive, Crestview, FL 32536, (904) 682-2907; introductory price is \$14.95.

The CoCo Collection, a compendium of 15 games and utilities in BASIC. Included are *Blind Poker*, *Mind Boggler*, *Calendar Maker*, *Connect Four*, *DOS Commands*, *Hangman Junior*, *Indian Poker*, *Pair Two*, *A Day at the Races*, *Reach for the Money*, *Slot Machine (One and Two)*, *Tic-Tac-Toe*, *Lock and Setup*. Requires a CoCo 3 and a disk drive. Sheldon Parsons, P.O. Box 117, Notre Dame Bay, NF A0J 1A0, Canada; \$9.95 Cdn. plus \$2 S/H.

CoCo Cassette #116, a variety of programs presented monthly for the CoCo 1, 2 and 3. This issue contains, *Chopper*, an arcade rescue game; *Richer or Poorer*, a graphic board game; *Menu Maker*, for creating menus for your programs; *The Castle*, an arcade-style game; *Help!*, a dodge-the-car game; *Baseball Card Database*; *Snow Mobile*, a winter-sports jumping game; *Asteroid Smash*; *Daffi-nition*, a word game for two players; and *DreamQuest 3*, a disk-only CoCo 3 adventure. T & D Software, 2490 Miles Standish Drive, Holland, MI 49424, (616) 399-9468; \$8.

The Rainbow Seal of Certification is open to all manufacturers of products applicable to the Tandy Color Computer, regardless of whether or not those companies advertise in THE RAINBOW. By awarding the Seal, we certify the product exists — we have a sample copy and have examined it. However, this does not constitute any guarantee of satisfaction. As soon as possible, these products will be forwarded to reviewers for evaluation.

users could play the game on a screen of greater width, although this would require many changes in the program.

There is much to build on with *Number Cruncher*. As long as the goal remains to make it to the high score display, I say "Go for it!"

Joseph Pendell has a degree in electrical engineering from the University of Maryland. In addition to programming the Color Computer, Joseph enjoys using the Macintosh. His hobbies include riding skateboards and playing Super Nintendo.

CoCo 3

The Listing: NCRUNCH

```
1 'NUMBER CRUNCHER
2 'BY JOSEPH PENDELL
3 'COPYRIGHT (C) 1992
4 'BY FALSOFT, INC.
5 'RAINBOW MAGAZINE
6 CLEAR 1000:GOSUB 370
40 CLS:PRINT @ 72,"number"+T$+"c
runcher":IF FIRST=2 THEN PRINT @
235,"SCORE":SC:PRINT @ 299,"HIG
H ":HS
50 IF FIRST=1 THEN PRINT @ 486,"
PRESS SPACE TO START":FIRST=2 E
LSE PRINT @ 484,"PRESS SPACE TO
PLAY AGAIN":
60 'MOVE BORDER AROUND TITLE
70 FOR I=1 TO 5:PRINT @ 39,MID$(
T1$,I,17):PRINT @ 71,MID$(T1$,I
+4,1):PRINT @ 103,MID$(T1$,6-1,
17):PRINT @ 87,MID$(T1$,11-1,1):
FOR J=1 TO 2:IF INKEY$<>" " THE
N NEXT J,I:GOTO 70
80 CLS:GOSUB 350
90 'START THE GAME
100 FOR RACE=1 TO 100
110 'CHECK FOR SCORE
120 S=PEEK(1057+X):IF S<97 THEN
PRINT @ 511," ":PRINT @ 506,T$:
ELSE S=S-112:SC=SC+S:PRINT @ 50
7,L$(S):PRINT @ 506,T$:SOUND S
*20+1,1
130 'UPDATE SCREEN
140 PRINT @ X,X$:
150 PRINT @ RND(24)+480,CHR$(RND
(10)+47):
160 'CHECK IF ARROW KEYS PRESSED
170 AS=INKEY$:IF AS<>" " THEN 210
180 IF PEEK(343)=247 THEN IF X>0
THEN X=X-1
190 IF PEEK(344)=247 THEN IF X<2
3 THEN X=X+1
200 GOTO 230
210 IF AS=CHR$(8) THEN IF X>0 TH
EN X=X-1
220 IF AS=CHR$(9) THEN IF X<23 T
HEN X=X+1
230 NEXT RACE
240 'IF HIGH SCORE THEN SHOW A S
PECIAL DISPLAY
250 FOR I=1 TO 250:NEXT I:IF HS-
>SC THEN 40
260 HS=SC:PRINT @ 511," ":
270 FOR I=448 TO 0 STEP -32:FOR
J=255 TO 143 STEP -16:PRINT @ I,
STRING$(32,J):NEXT J,I
280 FOR I=32 TO 128 STEP 32:FOR
J=255 TO 143 STEP -16:PRINT @ I,
STRING$(32,J):NEXT J:PRINT @ I,
TAB(10) NP$(1/32):NEXT I
290 FOR J=255 TO 143 STEP -16:PR
INT @ 160,STRING$(32,J):NEXT J
300 FOR I=192 TO 288 STEP 32:FOR
J=255 TO 143 STEP -16:PRINT @ I
,STRING$(32,J):NEXT J:PRINT @ I
,TAB(9) HP$(1-160/32):NEXT I
330 FOR I=1 TO 1000:NEXT I:GOTO
40
340 'INITIALIZE FOR EACH GAME
350 X=12:SC=0:RETURN
360 'INITIALIZE ONCE
370 FIRST=1:HS=0:X$=CHR$(138)+CH
R$(143)+CHR$(133):T$=CHR$(128)
380 L$(0)="ZERO ":L$(1)="ONE ":
L$(2)="TWO ":L$(3)="THREE":L$(4
)="FOUR ":L$(5)="FIVE "
390 L$(6)="SIX ":L$(7)="SEVEN":
L$(8)="EIGHT":L$(9)="NINE "
400 FOR U=1 TO 4:FOR Z=1 TO 13:R
EAD ZZ:NP$(U)=NP$(U)+CHR$(ZZ):NE
XT Z,U
410 FOR U=1 TO 4:FOR Z=1 TO 13:R
EAD ZZ:HP$(U)=HP$(U)+CHR$(ZZ):NE
XT Z,U
420 FOR U=1 TO 4:FOR Z=1 TO 18:R
EAD ZZ:SP$(U)=SP$(U)+CHR$(ZZ):NE
XT Z,U
430 FOR I=159 TO 239 STEP 16:T1$
=T1$+CHR$(I):NEXT I:T1$=T1$+T1$
+T1$+T1$
440 RETURN
450 'DATA FOR "NEW"
460 DATA 132,143,143,133,138,131
,131,143,133,143,143,133,143
470 DATA 133,134,143,133,138,140
,141,143,133,142,143,133,143
480 DATA 133,143,134,133,138,143
,143,143,132,135,134,133,143
490 DATA 135,143,143,135,139,131
,131,143,135,143,143,135,143
500 'DATA FOR "HIGH"
510 DATA 133,143,133,139,129,143
,137,131,134,143,133,143,133
520 DATA 132,140,133,143,133,143
,133,143,143,143,132,140,133
530 DATA 133,143,133,143,133,143
,134,143,130,143,133,143,133
540 DATA 135,143,135,139,131,143
,143,131,131,143,135,143,135
550 'DATA FOR "SCORE"
560 DATA 137,131,134,143,137,131
,134,143,142,131,141,143,129,131
,141,138,131,131
570 DATA 134,140,141,143,133,143
,143,143,133,143,138,143,132,140
,135,138,140,141
580 DATA 141,143,138,143,133,143
,142,143,134,143,137,143,133,134
,143,138,143,143
590 DATA 139,131,135,143,139,131
,135,143,143,131,143,143,135,143
,135,139,131,131
```

Received and Certified



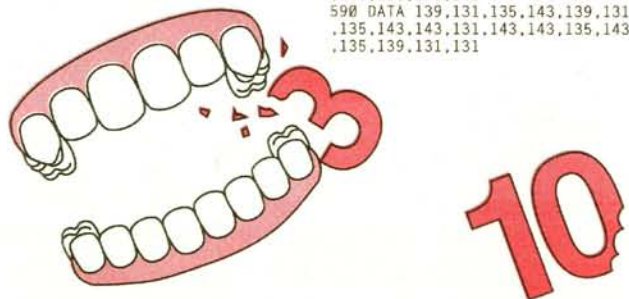
The following products have recently been received by THE RAINBOW, examined by our staff and issued the Rainbow Seal of Certification, your assurance that we have seen the product and have ascertained that it is what it purports to be.

Sink the Armada, a GUI-driven game that plays much like *Battleship* except that your opponent is the CoCo. Supports both Hi- and Lo-Res mouse/joystick interfaces. Requires a CoCo 3 with at least 256K, an RGB monitor, a mouse or joystick, OS-9 Level II, and the window module and control program from *Multi-View*. MV Systems, P.O. Box 818, Arvada, CO 80001-0818, (303) 420-7777; \$17.95.

KWIKGEN v1.01, an OS-9 utility for creating and modifying the OS-9 boot file. Designed to be fast and easy to use, *KWIKGEN* can load an entire existing boot file into memory for modification. When finished, the user simply writes the new boot file back to floppy disk. Requires OS-9. Gale Force Enterprises, P.O. Box 66036, Station F, Vancouver, BC V5N 5L4, Canada; \$19.95 U.S. plus \$4 S/H.

Instructional and Bible Programs, a collection of seven bible and five educational programs/games written in BASIC. Included are *Bible Scriptures*, *Bible Questions* (I, II and III), *A Bible Adventure*, *A Journey to the Promised Land*, *Vocabulary*, *Math*, *Homonyms*, *Spelling* and *Guess the Number*. Requires 64K and Extended BASIC. Sebastian LaSpada, 531 Main Street, Dunkirk, NY 14048, (716) 366-5261; \$10.

4-D Checkers, a two-player CoCo 3 game



The 11th Year of THE RAINBOW

Compiled by Julie Hutchinson

Eleven years? That's right, and this is our ninth yearly index of articles and reviews. The items listed here appear in issues of THE RAINBOW from July 1991 to June 1992. (Previous indices appear in past July issues, starting with July 1984.) To complete your RAINBOW library, you'll find more information about how to get back issues with your favorite programs and articles on Page 18 of this issue.

BUSINESS

Krueger, Roger F. "CoCo Writes Purchase Orders"; CoCo3; June 1992, p.1. Use the CoCo 3 for mail-order and other needs. COCOPO.

COMMUNICATIONS

Ford, Steven. "CoCo Conversation"; July 1991, p.22. Getting your ham radio license.
 Hrach, Warren C. "RIBBS List"; November 1991, p.14. A stick-to-your-RIBBS idea for CoCo communications.
 Kessler, Gary. "Serial Asynchronous Communications"; June 1992, p.27. A look at the nifty gritty behind modems.
 Kuns, Eddie. "Delphi Bureau"; July 1991, p.45. A mixed bag of tricks.
 Kuns, Eddie. "Delphi Bureau"; August 1991, p.46. Literally speaking.
 Kuns, Eddie. "Delphi Bureau"; September 1991, p.28. More dot commands.
 Kuns, Eddie. "Delphi Bureau"; October 1991, p.14. Database reconstruction.
 Kuns, Eddie. "Delphi Bureau"; November 1991, p.31. Group descriptions.
 Kuns, Eddie. "Delphi Bureau"; December 1991, p.32. Submission ideas.
 Kuns, Eddie. "Delphi Bureau"; January 1992, p.16. Editing submissions.
 Kuns, Eddie. "Delphi Bureau"; February 1992, p.29. Editing submissions II.
 Kuns, Eddie. "Delphi Bureau"; May 1992, p.25.

Kuns, Eddie. "Delphi Bureau"; June 1992, p.18. New Features.
 Rainbow Staff, The. "Data Transmission Reaches New Speeds"; March 1992, p.1.

EDITORIAL COMMENT

Falk, Lonnie. "Print#-2"; July 1991, p.08.
 Falk, Lonnie. "Print#-2"; August 1991, p.10.
 Falk, Lonnie. "Print#-2"; September 1991, p.08.
 Falk, Lonnie. "Print#-2"; October 1991, p.08.
 Falk, Lonnie. "Print#-2"; November 1991, p.08.
 Falk, Lonnie. "Print#-2"; December 1991, p.08.
 Falk, Lonnie. "Print#-2"; January 1992, p.07.
 Falk, Lonnie. "Print#-2"; February 1992, p.07.
 Falk, Lonnie. "Print#-2"; March 1992, p.02.
 Falk, Lonnie. "Print#-2"; April 1992, p.02.
 Falk, Lonnie. "Print#-2"; May 1992, p.02.
 Falk, Lonnie. "Print#-2"; June 1992, p.2.

EDUCATION

Cheves, Warren. "Let CoCo Do the Grading"; CoCo1/CoCo2/CoCo3; September 1991, p.14. A multiple-choice test grader with strings attached. MCTEST.
 Elliott, Jr. Phil. "Name That Country"; CoCo3; September 1991, p.05B. A graphics-based quiz on nations. COUNTRY.

GAMES

Aftamonow, George & Aftamonow, Elen. "Swap Around for Logic Buffs"; CoCo3; May 1992, p.17. Test your logical thinking skills. SWAP.

Dueck, Jon. "Pirate's Treasure"; CoCo1/CoCo2/CoCo3; December 1991, p.46. A text adventure for use with the CoCo 1, 2 and 3. DEIMON.
 Gattis, Kevin. "The Wizard Puts a Hex on Checkers"; CoCo1/CoCo2/CoCo3; March 1992, p.1. A twist on checkers as we know it. WIZARD.
 Gollas, Ruth. "Activities for a Rainy Day"; CoCo3; April 1992, p.4. Eensy Weensy Spider in graphic and musical form. EW-SPIDER.
 Hegberg, Joel M. "Racing Season Opens!"; CoCo3; May 1992, p.28. Auto race through all four seasons. SRACER.
 Kimball, Bob. "Patriot Command"; CoCo1/CoCo2/CoCo3; April 1992, p.20. Desert warfare for the CoCo. PATRIOT.
 McDowell, Jim. "Two Players for the Price of One"; CoCo1/CoCo2/CoCo3; June 1992, p.11. A two-player arcade game for all CoCos. STARGRAB.
 Qualiturst, George. "Pyramid 2"; CoCo1/CoCo2/CoCo3; October 1991, p.25. An odds-on favorite with Solitaire. PYRAMID2.
 Renfro, Brad. "Word Search"; CoCo3; March 1992, p.6. A word finder for word-search players. WORDFIND.
 Says, John A. "Quick Reflexes Are a Must"; CoCo3; April 1992, p.25. A game of luck (and skill). TESTLUCK.
 Says, John A. "Get a Bang Out of Word Games"; CoCo3; June 1992, p.22. Beat the bomb by unscrambling the words. BEATBOMB.
 Schaller, David. "Superdice"; CoCo1/CoCo2/CoCo3; July 1991, p.41. A modern roll for a seasoned game. SUPRDICE.
 Speight, Kevin. "Logic Puzzler"; CoCo1/CoCo2/CoCo3; February 1992, p.024. An endless supply of logic puzzles. LOGIC.
 Weiser-burger, M. "Megatank"; CoCo3; August 1991, p.34. A battle of wills against alien forces. MEGATANK.

GENERAL

Moore, Rob. "Tenth Year of The RAINBOW, The"; July 1991, p.60. Index to articles, programs, reviews and authors from 1991.
 Palmer, Bill. "HP DeskJet and the CoCo, The"; May 1992, p.1. Using the DeskJet with the CoCo for better results.
 Rainbow Staff, The. "The Computer Will!"; April 1992, p.1. A look at making a will for your computer system.

GRAPHICS

Bernico, Bill. "Add Pizzazz to Title Screens"; CoCo1/CoCo2/CoCo3; May 1992, p.30. Use graphics tricks to create fancy title screens. TITLES.
 Curtis, H. Allen. "UltraTrace: The Epsom Version"; CoCo3; August 1991, p.56. Part IV brings the Epsom/IBM-compatible version. ULTRA.
 Curtis, H. Allen. "UltraTrace: The Tandy Version"; CoCo3; July 1991, p.34. Part III brings the Tandy version of main UltraTrace program. ULTRA.
 Curtis, H. Allen. "UltraTrace: Tying the Knot"; CoCo3; September 1991, p.32. Instructions for using both versions of the CoCo 3 desktop.
 Curtis, H. Allen. "UltraTrace: Update and Upgrade"; CoCo3; May 1992, p.20. ALTUL.
 Danlike, Ron. "Expander Gives the Full CoCo 3 Picture"; CoCo3; June 1992, p.24. Using the full 225 lines on the Hi-Res screen. EXPANDER.
 Friesen, Geoff. "Font Magician"; CoCo3; August 1991, p.06. Add the IBM extended character set to the CoCo 3's graphics. MKFONT.
 Kenny, Keiran. "CoCo 3 Sees Stars"; CoCo3; April 1992, p.8. CoCo 3 draws stars with various numbers of points. VARISTAR.
 Mitchell, Barry. "Turn the World On End"; CoCo3; June 1992, p.12. A graphics and sound demo for the CoCo 3. INORBIT.
 Severs, Roger. "Gone Fishin'"; CoCo3; April 1992, p.27. A quickie animation demo for the CoCo 3. FISHIN.

HARDWARE

Charolis, Dan. "Interrupt-Driven Serial Communications"; CoCo3; February 1992, p.36. Reliable host operation through the CoCo 3 serial port. DANTERM.
 Distefano, Tony. "Turn of the Screw"; July 1991, p.48. A slice of time.
 Distefano, Tony. "Turn of the Screw"; September 1991, p.42. It's about time. SETM.
 Distefano, Tony. "Turn of the Screw"; October 1991, p.18. EPROM programmer, too. EPROM ASM.
 Distefano, Tony. "Turn of the Screw"; January 1992, p.36. Hard drives and SCSI.
 Goodman, Marty. "Modification Allows Y Cables"; March 1992, p.7. A fix for disk controllers for use on Y cables.
 Goodman, Marty. "RS-232 Retrofit"; July 1991, p.10. Convert a DC Modem Pak into an RS-232 pack.
 Goodman, Marty. "Upgrade Your Multi-Pak"; October 1991, p.052. Using the MPI with the CoCo 3.
 Steid, Jeff. "Pause Switch Adds Freedom to CoCo Habits"; June 1992, p.10. A pause switch that works with all programs and CoCos.

HOME APPLICATIONS

Duff, Stephen. "Badge Master"; CoCo1/CoCo2/CoCo3; November 1991, p.46. Track awards for members of your organization. BADGE.
 Griffard, Bob. "House Inventory"; CoCo1/CoCo2/CoCo3; July 1991, p.14. Making a list and checking it twice. HOUSEINV.
 Kiedisch, Charles. "Bar Graph Printer"; CoCo1/CoCo2/CoCo3; June 1992, p.24. A way to print quick and easy bar graphs. BARGRAPH.
 Masterson, Peter. "Master List"; CoCo1/CoCo2/CoCo3; March 1992, p.24. A feature-packed file for the MLDATA.
 Polinsky, David. "Versabase"; CoCo3; February 1992, p.10. A feature-packed flexible filing system. VCRDATA.
 Sabal, A.J. "Spreadsheet Gets Right on the Course"; CoCo1/CoCo2/CoCo3; April 1992, p.1. A spreadsheet template for golf handicapping.
 Speight, Kevin. "Matchmaker, Matchmaker"; CoCo1/CoCo2/CoCo3; June 1992, p.16. Pairing "couples" for most any purpose. MATCHMAK.
 Spencer, Brad. "CoCo 3 Stores Recipes, The"; CoCo3; March 1992, p.14. A repeat recipe file for the CoCo 3. RECIEPE2.

MUSIC

Miller, William K. "Music Tutor"; CoCo3; October 1991, p.59. Learn to read music with a quiz. NOTETUTH.
 Noon, Walt. "CoCo Sound Generator, The"; CoCo1/CoCo2/CoCo3; December 1991, p.30. Add bells and whistles to your BASIC creations. SOUNDGEN.

NOVICES NICHE

Attamonow, George. "Peggy"; CoCo3; December 1991, p.22. PEGGITY.
 Barberian, Jr., Rich. "Echo"; CoCo1/CoCo2/CoCo3; November 1991, p.27. ECHO.
 Bernico, Bill. "By the Numbers"; CoCo3; January 1992, p.42. NUMBERS.
 Bernico, Bill. "Pop-Up Menus"; CoCo3; February 1992, p.34. POPUPMEN.
 Bernico, Bill. "Press Continue"; CoCo1/CoCo2/CoCo3; December 1991, p.20. PRESSCONT.
 Clemons, John D. "CoCo Dot"; CoCo3; November 1991, p.28. COCODOT.
 Day, Darren Blaine. "File Size"; CoCo1/CoCo2/CoCo3; December 1991, p.20. FILESIZE.
 Eary, Danny & Eary, Peggy. "Christmas Home"; CoCo1/CoCo2/CoCo3; January 1992, p.39. XMASHOME.
 Friesen, Geoff. "Improved Directory"; CoCo3; December 1991,

star Plug 'n' Go for Your CoCo!



star NX-1020

This CoCo compatible NX-1020 system sets new standards in color printer performance... 225 cps, 4 NLQ fonts including Script, plus a high speed draft font; but the enhancements don't stop there. Add a 16k buffer, a special quiet mode, top feed, bottom and rear tractor, and the list goes on. Seven on-demand colors, 8 color graphic modes, Epson and IBM emulation for maximum software compatibility. Virtually everything desired in a printer is here — speed, color and versatility at an affordable price with a 2 year warranty.

Our Plug'n'Go for the Coco system includes:
 • NX-1020 Multi Font Color Printer
 • Blue Streak Ultima
 • Software Support Disk
 • Color Graphics Utilities

\$239⁹⁵
 + \$10 Shipping & Insurance



star NX-1001

This CoCo compatible NX-1001 system is fully featured with 4 NLQ plus a draft font, 10 character sizes from subscript to quadruple size, 4k buffer, 180 cps, friction and tractor feed, and much much more. Backed by a 2 Year warranty. Epson and IBM emulation modes for maximum software compatibility. A performer so versatile you may never exhaust it's creative possibilities!

Our Plug'n'Go for the Coco system includes:
 • NX-1001 Multi Font Printer **\$188⁸⁸**
 • Blue Streak Ultima
 • Software Support Disk

+ \$10 Shipping & Insurance

STAR 24 WIRE PRINTER SYSTEMS ALSO AVAILABLE!
 CoCo compatible • Color and Monochrome • Call for pricing



The Ultimate Serial to Parallel Interface! The Blue Streak Ultima 7 Switchable Baud Rates - 300 thru 19200!

- An interface cable that converts the serial output of a CoCo 1, 2 or 3 to a standard parallel format, compatible with modern parallel printers.
- Connecting the Ultima is as easy as plugging in the cable! The four pin din plugs into the serial I/O port of your CoCo and the other end, a 36 pin connector, connects to the parallel port of the printer.
- The Ultima is powered with the +5V supplied by most printers on pin 18. If your printer does not have +5V on pin 18 you'll need to add the power option when ordering.

\$39⁹⁵
 + \$2 Shipping
 POWERED VERSION
 ADD \$6.00

Order Your System Today.. Call (513) 885-5999

DAYTON ASSOCIATES of W.R. Hall, INC.
 9644 Quailwood Trail • Spring Valley, Ohio 45370



Visa & Mastercard Accepted.

Ohio residents add 6.5% sales tax COD add \$4.00

Shipping charges to Canada, P.R., H.I., A.K., A.P.O. are double. Triple charge to all other countries. Price and Specifications are subject to change without notice.

All Dayton Associate's products have a 30 day moneyback guarantee.

Epson is a registered trade mark of Seiko Epson Corp. IBM is a registered trade mark of International Business Machines Corp.

PHOTON

The critics will be raving about this strategy game! Based on an original concept by author Jeff Steidel, *Photon* is an addictive time-muncher in the spirit of *Lemmings™* and *Tetris™*. Match wits with Ludevide, the evil power droid, as you reason your way through over 60 devious levels. The numerous original music scores, digitized speech and sound effects, and pleasing animation and graphics enrich *Photon* to make it an unparalleled gaming experience. Soon to be released on a variety of computer platforms, the CoCo Community is lucky enough to be given first glance at this fantastic game! Req. 128k CoCo-3, disk drive, and joystick.

\$34.95

50% OFF!

Sundog Systems is *blowing* out selected back-stock software, and you can now take advantage of these bargains to complete your Sundog collection! For a limited time, you can buy some of the best CoCo games at 50% off retail price! Half off factory-new game software...you'll never find a better deal!

| | | |
|-----------------------------|--------------|--------------|
| Paladin's Legacy | reg. \$24.95 | now \$12.45! |
| Hall of the King 1, 2, or 3 | reg. \$29.95 | now \$14.95! |
| Kung-Fu Dude | reg. \$24.95 | now \$12.45! |
| White Fire of Eternity | reg. \$19.95 | now \$9.95! |
| Dragon Blade | reg. \$19.95 | now \$9.95! |
| Champion | reg. \$19.95 | now \$9.95! |



PO Box 766 Manassas, VA 22111
(703) 330-8989

Visa, MC, check, MO, and COD (US only, please) accepted. All foreign orders must be sent in US currency MO's. Include \$2.50 for shipping to USA & Canada, \$5 foreign. \$3 extra for COD orders. PA residents add 6%tax.

Advertisers Index

| | | | |
|------------------------|----|-----------------------------|----|
| Burke & Burke | 17 | MV Systems | 9 |
| Cer-Comp | 19 | Owl-Ware | 11 |
| CoCoPRO! | 13 | Rainbow Back Issues | 18 |
| CoCoPRO! | 15 | Rainbow on Tape and Disk | 15 |
| CoCoPRO! | 16 | Rainbow Subscription | 16 |
| Computer Plus | BC | Rick's Computer Enterprise | 19 |
| Dayton Associates | | Sebastian LaSpada | 13 |
| of W.R. Hall, Inc. | 25 | Sundog Systems | 5 |
| Delphi | 21 | Sundog Systems | 27 |
| Eversoft Games, Ltd | 9 | T & D Subscription Software | 3 |
| Farna Systems | 23 | T & D Subscription Software | 17 |
| Gale Force Enterprises | 7 | Wasatchware | 27 |
| JWT Enterprises | 27 | | |



Call:
Kim Lewis
Advertising Representative

Call:
Belinda Kirby
Advertising Representative

The Falsoft Building
9509 U.S. Highway 42, P.O. Box 385, Prospect, KY 40059
(502) 228-4492 • FAX (502) 228-5121

We appreciate your mentioning THE RAINBOW when you contact these advertisers.

JWT Enterprises

Optimize Utility Set 1: Optimize your disks by eliminating fragmented files and compacting your directories for faster file access. Running time averages one hour. Also includes a utility to assess file fragmentation and directory fragmentation as well as excess directory padding. Can work in conjunction with Burke & Burke's *repack* utility. Look for upcoming review in *Rainbow*. **\$29.95; Foreign Postage, add \$3.00**

Optimize Utility Set 2: Contains two programs to check the integrity of your disks. Detect and correct any directory or file structure errors. Run periodically and before any optimizations to insure the reliability of your data. Look for upcoming review in *Rainbow*. **\$19.95; Foreign Postage, add \$3.00**

Optimize Utility Set Pac: Combination of both optimize sets. Purchasers of the *Optimize Utility Set 1* can upgrade for \$9.95 with proof of purchase. **\$39.95; Foreign Postage, add \$4.00**

Nine-Times: Each issue contains: 9 helpful and useful programs to help build your OS-9 library • Instructions, examples, and samples of Basic09 procedures and subroutines to help with your own programs and your understanding of Basic09 • C programs and programming examples • Hints, Help columns, and informative articles to advance your knowledge of OS-9 • Supplied totally of 5.25" disk • Bound manual sent to each new subscriber for help in getting *Nine-Times* up and running, as well as tips on using it with a ram disk or hard disk • All graphic/joystick interface for ease of use. **One Year Subscription, \$34.95; Canadian Postage, add \$1.00; Foreign Postage, add \$8.00**

Back Issues: Available for the *May 1989* through *November 1991* issues. Please write for information on Back Issue contents. **\$7.00 each; Foreign Postage, add \$2.00 each**

Magazine Source: Due to many inquiries, the source code for the magazine graphic presentation shell is being provided as an informational tool. Included is the actual Basic09 source code and compiled modules on disk, as well as documentation and a printed copy of the source code. **\$25.95; Foreign Postage, add \$5.00**

JWT Enterprises
5755 Lockwood Blvd.
Youngstown, OH 44512

Technical Assistance & Inquiries:
(216)-758-7694



Foreign postage includes U.S. Territories and Canada. All products for OS 9 Level 2.

Sorry, no C.O.D.'s or credit cards; Foreign & Canadian orders, please use U.S. money orders. U.S. checks, allow 6-8 weeks for receipt of first issue/back issue.

Copyright © 1991. OS-9 is a trademark of Microvare Systems Corp. and Motorola, Inc.

MLBASIC 2.0 - BASIC Compiler

Are you tired of waiting for BASIC programs to finish running? Are you looking for faster running programs without having to learn assembly language? Do you like BASIC programming, but would like more flexibility in writing programs with more functions and capability? If your answer is yes to any of these questions, or even if it isn't, MLBASIC is the program you should have.

MLBASIC is a BASIC compiler that converts BASIC programs into super fast machine language programs. MLBASIC will produce a stand alone machine language program file. The program will then run by simply using the LOADM command. This means no other BASIC or runtime programs are required when running programs compiled by MLBASIC.

If you want your BASIC programs to run up to 50 times faster, or want more programming features without learning another language, MLBASIC is for you. MLBASIC is the most compatible BASIC compiler available for the Color Computer. WHY? Because MLBASIC fully supports:

- o All available commands offered with normal BASIC, plus more
- o All types of I/O (disk, screen, printer, RS232), plus machine level commands
- o Full floating point arithmetic (same as normal BASIC)
- o All normal BASIC variables PLUS INTEGER (16 bit) type
- o Allows for structured programming like PASCAL, C, and FORTRAN

MLBASIC allows for the first time user to quickly compile a program using default compiler settings. The advanced user has the capability of controlling over a dozen settings which control where the program is compiled, which media to compile to (memory or disk), string space, compiler listings and more.

"MLBASIC is a fine program for any serious programmer"
said David Gerald in the December 1987 RAINBOW.

With all this going for MLBASIC, you might expect the cost to be a little out of your budget. - NOT. We are continuing to offer MLBASIC at the **Sale Price of \$49.95** for those readers of this month's RAINBOW. But don't hesitate, you can now have a programming language that will spark your interest in your Color Computer once again.

SALE *** \$49.95 ***** SALE**

Add \$4.00 Postage and Handling - COCO 3 with DISK REQUIRED
Check, Money Order or COD accepted, Foreign Orders use U.S. MONEY ORDERS

WASATCHWARE
7350 Nutree Drive
Salt Lake City, UT 84121
(801) 943-1546

From Computer Plus to YOU . . .
PLUS after PLUS after PLUS



Tandy 1110 HD \$929*
 Tandy 1800 HD \$929*
 Tandy 3820 \$2499



Tandy 2500 SX/25 HD \$1099.00
 Tandy 4825 SX/25 HD \$1739



Tandy 4850 EP \$2399



DMP-136 \$199*



Color Computer Disk Drive
 Drive 0 \$239 Drive 1 \$149



TandyFax 1500 \$539*

BIG SAVINGS ON A FULL COMPLEMENT OF RADIO SHACK COMPUTER PRODUCTS

COMPUTERS

| | |
|---------------------------------|----------|
| Tandy 1000 RLX HD with VGM-220 | 839.00 |
| Tandy 1110 HD 1 Drive 640K | 929.00 * |
| Tandy 1800 HD 1 Drive 1 Meg RAM | 929.00 * |
| Tandy 1000 RL HD with CM11 | 569.00 * |
| Tandy 1100 FD 1 Drive 640K | 469.00 * |

PRINTERS

| | |
|--------------------------------|----------|
| Tandy DMP-136 213 CPS | 199.00 * |
| Tandy DMP-302 270 CPS | 469.00 |
| Tandy DMP-202 180 CPS | 299.00 |
| Tandy DMP-442 300 CPS | 539.00 |
| Tandy LP-950 Laser Printer | 1299.00 |
| Tandy DMP-240 192 CPS 8 color | 399.00 |
| Panasonic KXP 1180 192 CPS | 189.00 * |
| Panasonic KXP 1123 24 Wirehead | 259.00 * |
| Panasonic KXP 1124 1300 CPS | 329.00 |
| Okidata 320 300 CPS | 369.00 |
| Okidata 380 180 CPS 24 Wire HD | 239.00 |
| OKI Laser 400 4PPM | 679.00 * |

MODEMS

| | |
|-----------------------------|--------|
| Tandy DCM-6 | 52.00 |
| Tandy DCM-7 | 85.00 |
| Cardinal 1200 Baud External | 99.00 |
| Cardinal 2400 Baud External | 129.00 |

COLOR COMPUTER MISC.

| | |
|-----------------------------------|---------|
| Tandy Drive Controller | 89.00 * |
| Extended Basic Rom Kit (28 pin) | 19.95 |
| 64K Ram Upgrade Kit (2 or 8 chip) | 39.00 |
| Tandy Deluxe Keyboard Kit | 24.95 |
| HI-RES Joystick Interface | 8.95 |
| Color Computer Deluxe Mouse | 44.00 |
| Multi Pak Pal Chip for COCO 3 | 14.95 |
| COCO 3 Service Manual | 29.95 |
| Serial to Parallel Converter | 59.95 |
| Tandy Deluxe Joystick | 19.95 |
| Magnavox 8135 RGB Monitor | 299.00 |
| Magnavox Green or Amber Monitor | 99.00 |
| CoCo 3 Gime Chip | 29.95 |
| Tandy Pistol Grip Joystick | 26.95 |
| PBJ OK COCO 3 Upgrade Board | 29.95 |
| PBJ 512K COCO 3 Upgrade | 89.00 |
| Tandy OK COCO 3 Upgrade Board | 39.95 |
| Tandy 512K COCO 3 Upgrade | 99.00 * |

COLOR COMPUTER SOFTWARE

| | TAPE | DISK |
|----------------------------|-------|-------|
| The Wild West (COCO 3) | | 25.95 |
| Worlds of Flight | 34.95 | 34.95 |
| Mustang P-51 Flight Simul. | 34.95 | 34.95 |
| Flight 16 Flight Simul. | 34.95 | 34.95 |

| | |
|-------------------------------------|-------------|
| Tandy Educational Software | 2.00 |
| Spinnaker Software | 2.00 |
| Max 10 by Colorware | 79.95 |
| AutoTerm by PXE Computing | 29.95 39.95 |
| TW-80 by Spectrum (COCO 3) | 39.95 |
| TeleWriter 64 | 49.95 59.95 |
| TeleWriter 128 | 79.95 |
| Elite Word 80 | 79.95 |
| Elite Calc 3.0 | 69.95 |
| CoCo 3 512K Super Ram Disk | 19.95 |
| Home Publishing by Tandy (CoCo 3) | 35.95 |
| Sub Battle Sim. by Epyx (CoCo 3) | 26.95 |
| Thexder by Sierra (CoCo 3) | 22.45 |
| Kings Quest III by Sierra (CoCo 3) | 31.45 |
| Flight Sim. II by SubLogic (CoCo 3) | 31.45 |
| OS-9 Level II by Tandy | 71.95 |
| OS-9 Development System | 89.95 |
| Multi-View by Tandy | 44.95 |
| VIP Writer (disk only) | 69.95 |
| VIP Integrated Library (disk) | 149.95 |

Prices are subject to change without notice. Please call for shipping charges. Prices in our retail store may be higher. Send for complete catalog.

*Sale prices through 8-10-92

**CALL TOLL FREE
 1-800-343-8124**

- LOWEST POSSIBLE PRICES
- BEST POSSIBLE WARRANTY
- KNOWLEDGEABLE SALES STAFF
- TIMELY DELIVERY
- SHOPPING CONVENIENCE



**computer
 plus**

P. O. Box 1094
 480 King Street
 Littleton, MA 01460

SINCE 1973

IN MASSACHUSETTS CALL (508) 486 3193

Tandy is a registered trademark of Tandy Corp.